

The background is a dark teal color. It features several decorative elements: a large teal circle on the left, a smaller teal circle at the top right, a red vertical rectangle at the top right, a large teal circle on the right side, and a small teal circle at the bottom right.

Wyndmere Public School

Long-term Planning Public Meeting

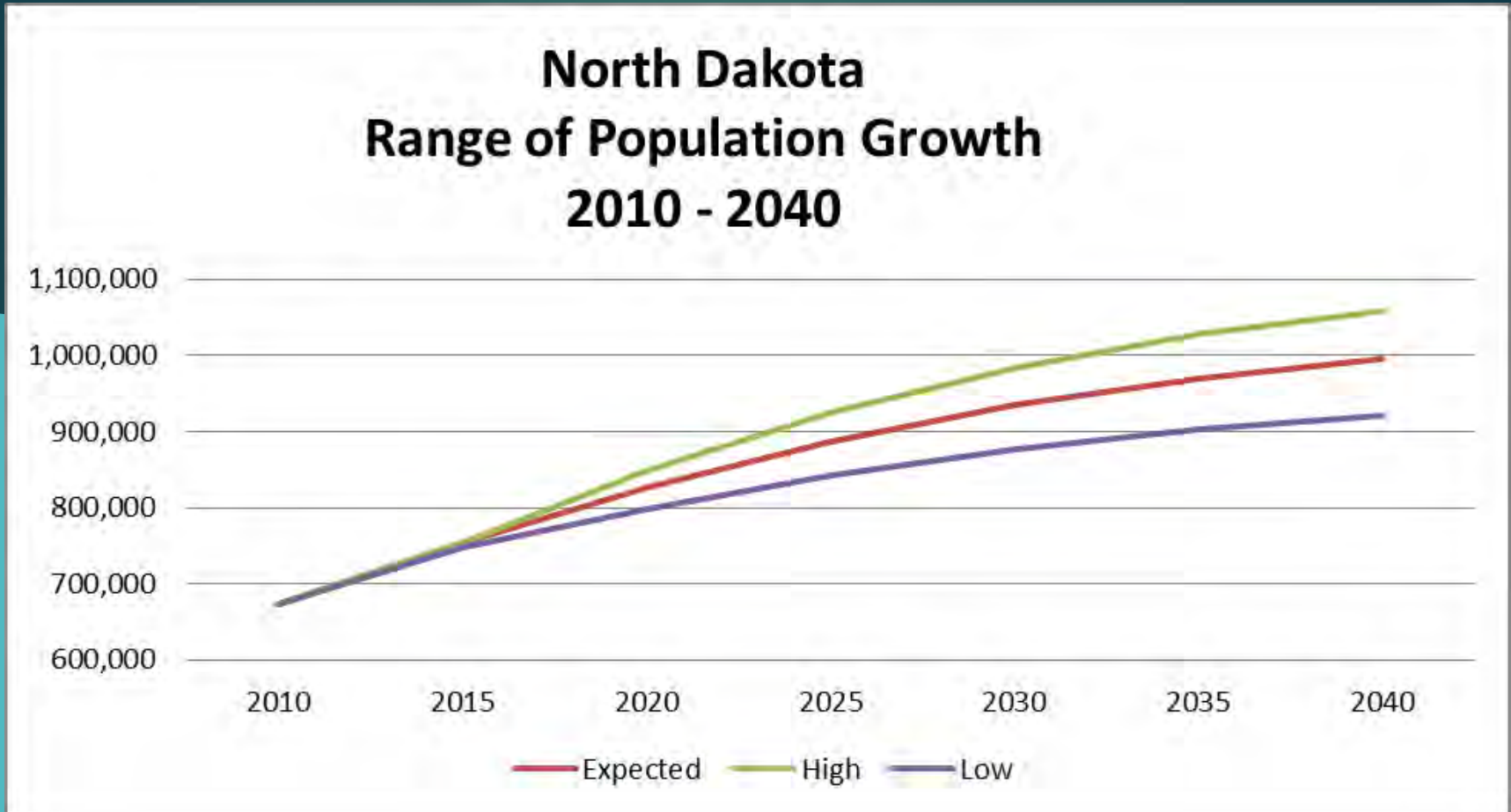
MR. DAN DALCHOW
SUPERINTENDENT

APRIL 11TH, 2016

Introduction and Purpose

- Pursuant to NDCC 15.01-07 all school boards between Jan. 1st and June 30th of each even-numbered year shall invite the public to participate in a planning process addressing the effects that demographics might have on the district in the ensuing 3 and 5 year periods.
 - ▶ School District Overview
 - ▶ Superintendents Report 2016
 - ▶ A time to “Listen”
 - ▶ A time to “Share”

North Dakota Population Trend

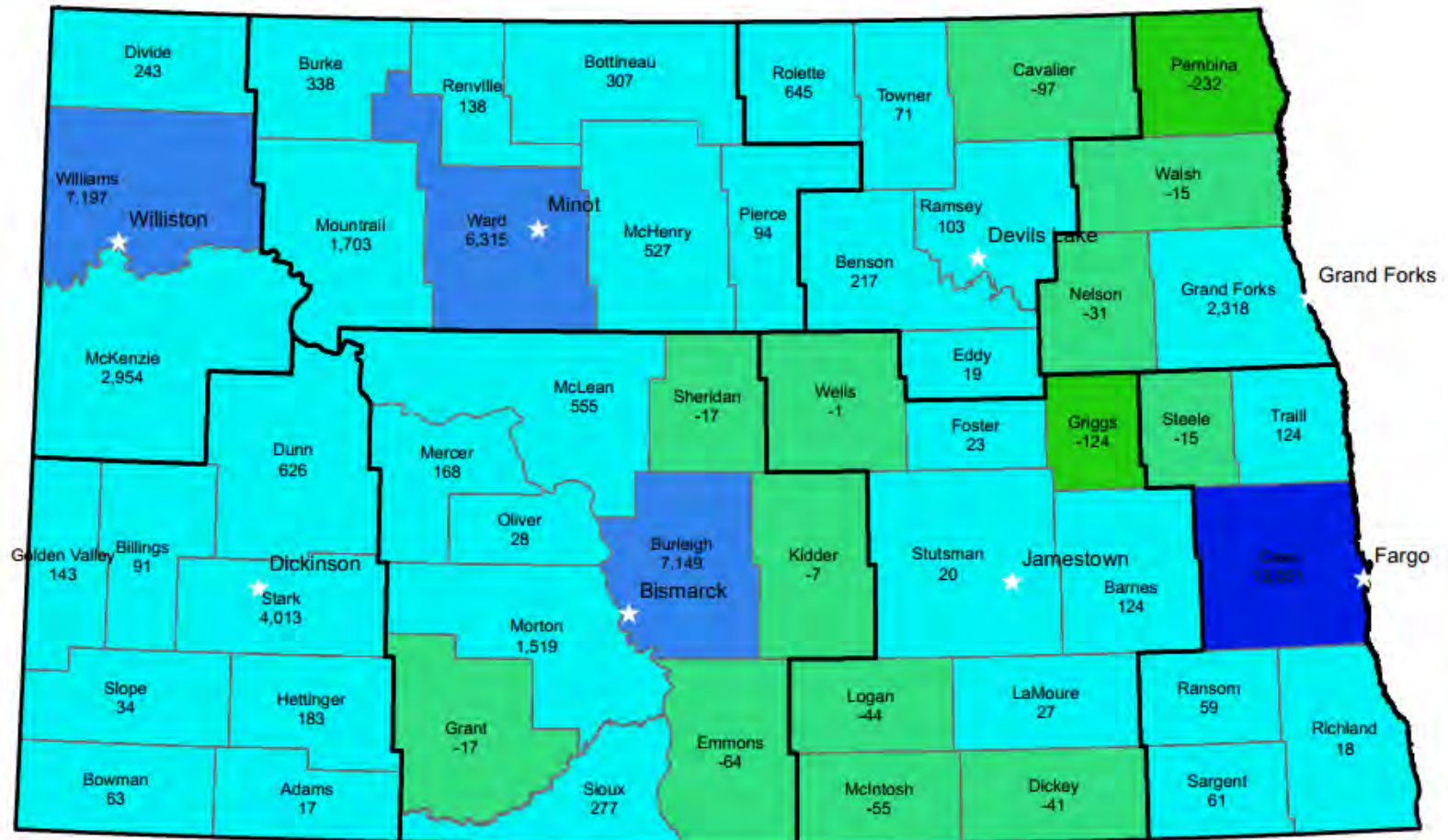


▶ 2016 Populations Projection – www.commerce.nd.gov/census

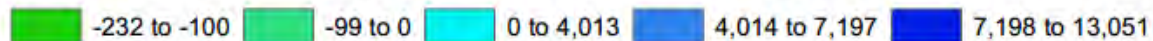
Population Change in Richland County

North Dakota Counties	2010	2015	2020	2025	2030	2035	2040
Richland County	16,321	16,478	16,723	17,058	17,406	17,709	17,968
		+1%	+1.5%	+2%	+2%	+1.7%	+1.4%

CHANGE IN POPULATION BY COUNTY 2010 to 2013

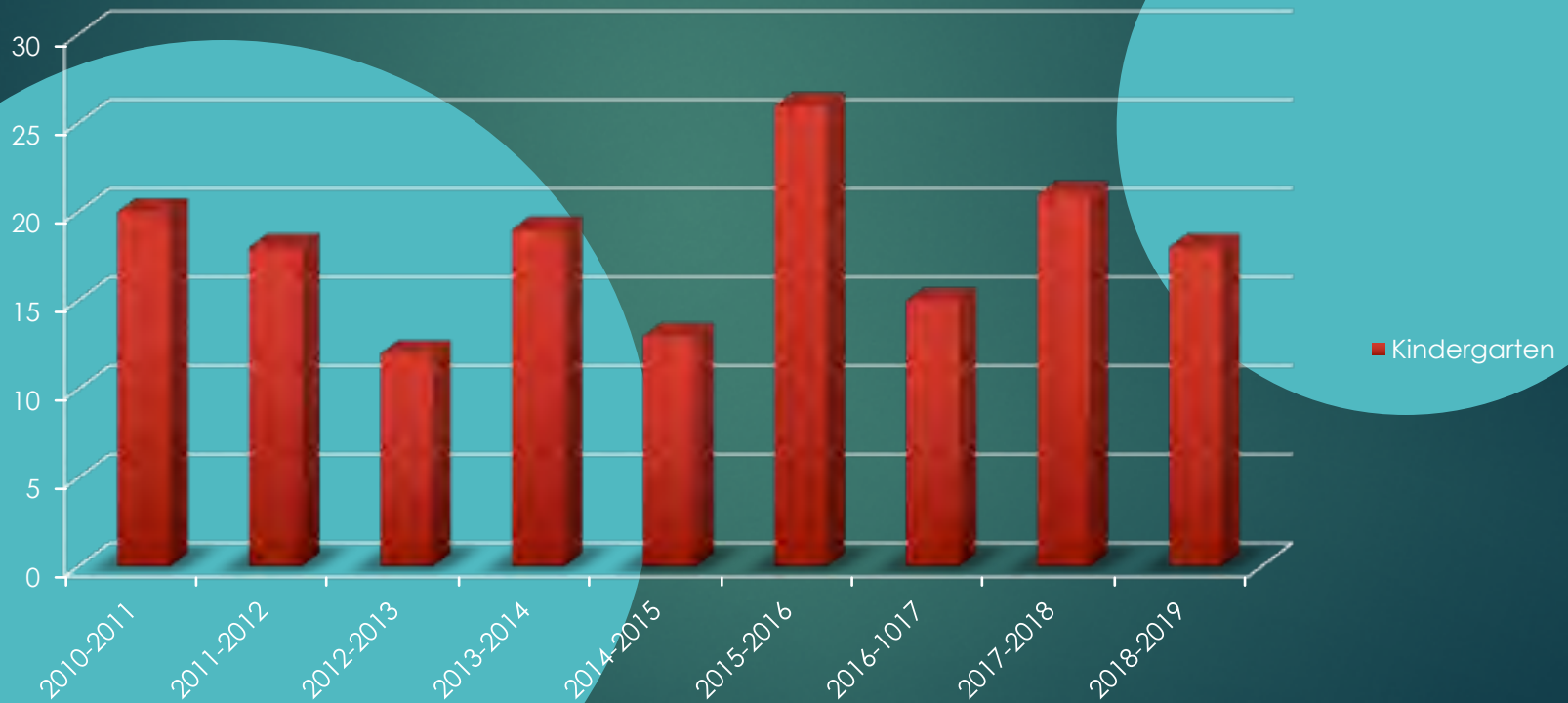


Estimated Change in Statewide Population: 50,802



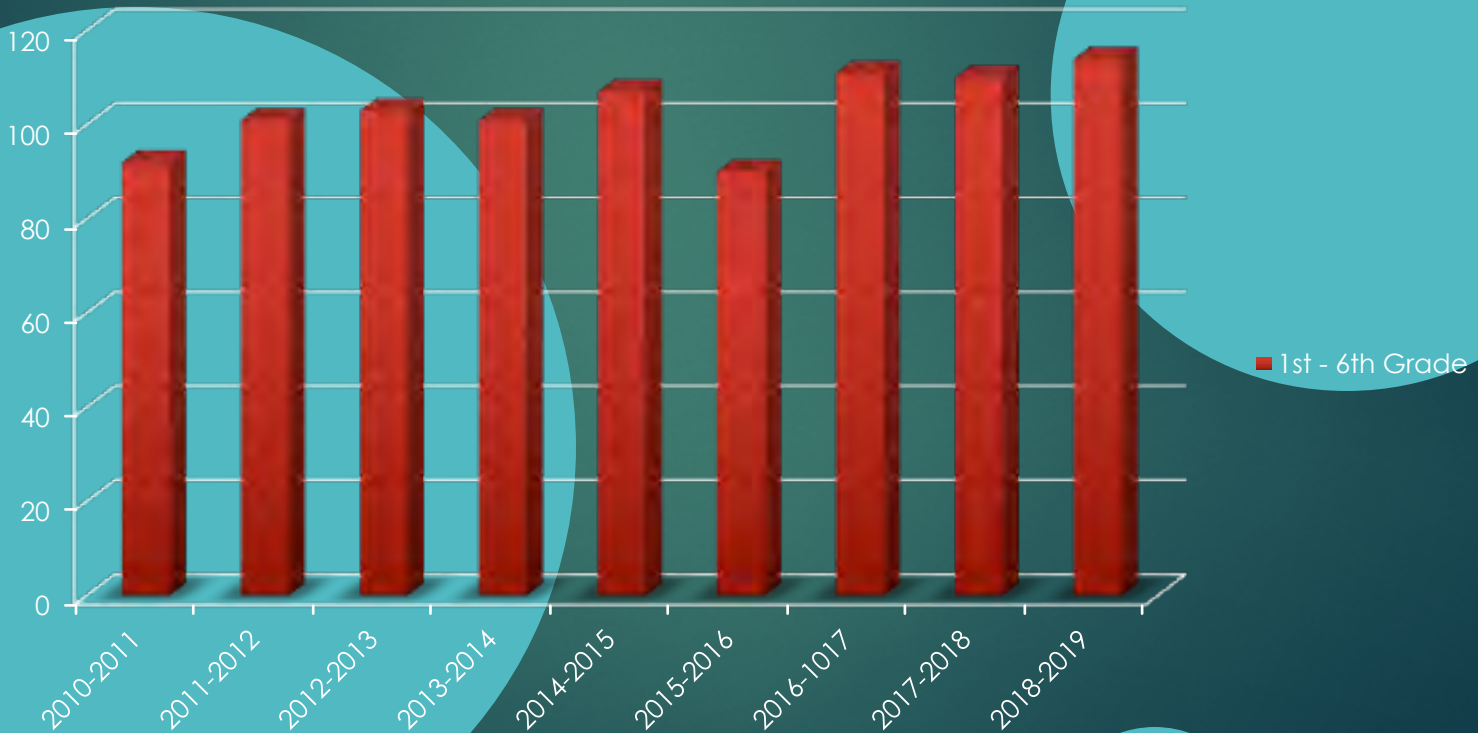
Wyndmere Public School Kindergarten

Kindergarten



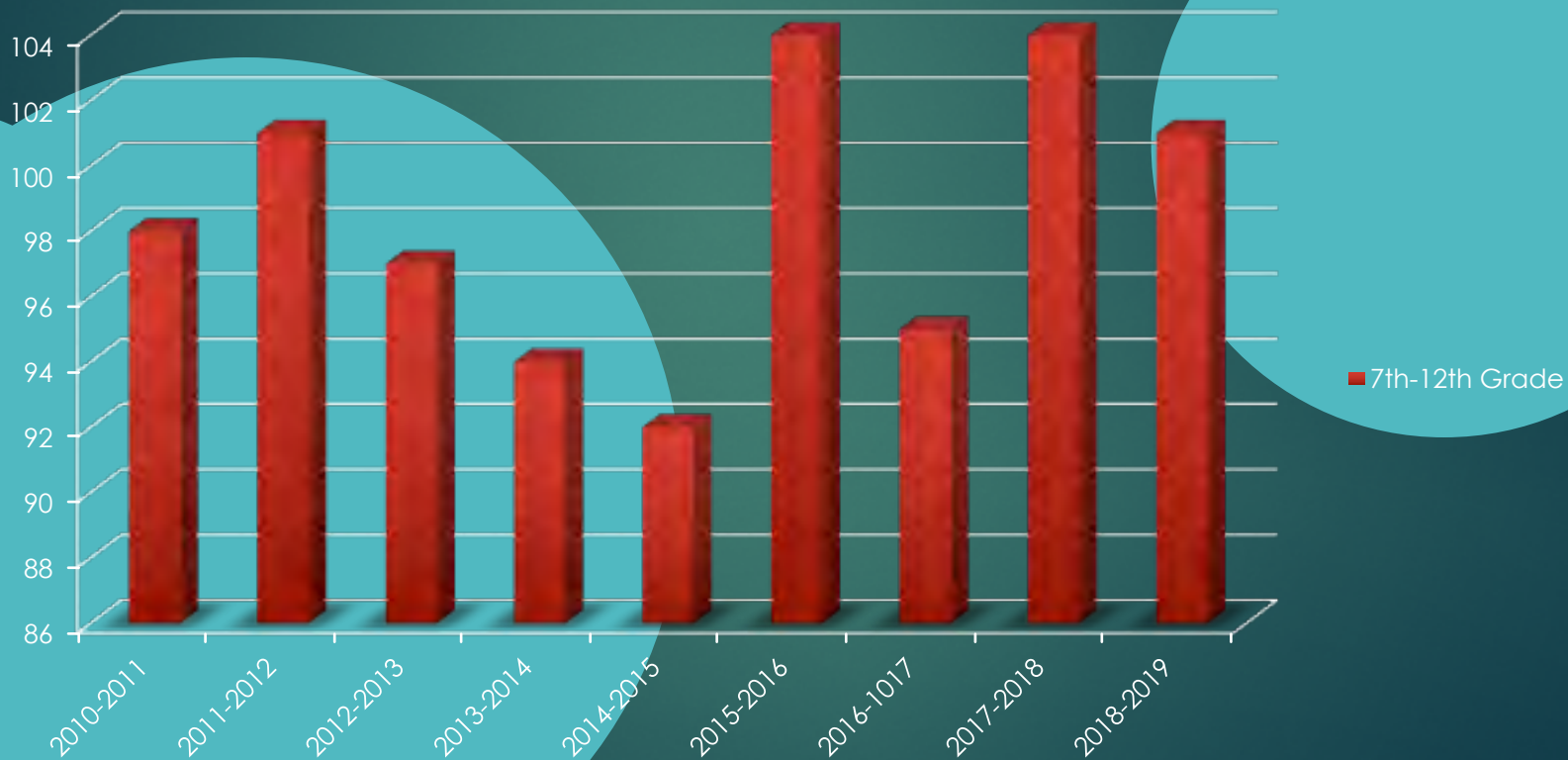
Wyndmere Public School Grades 1-6

1st - 6th Grade



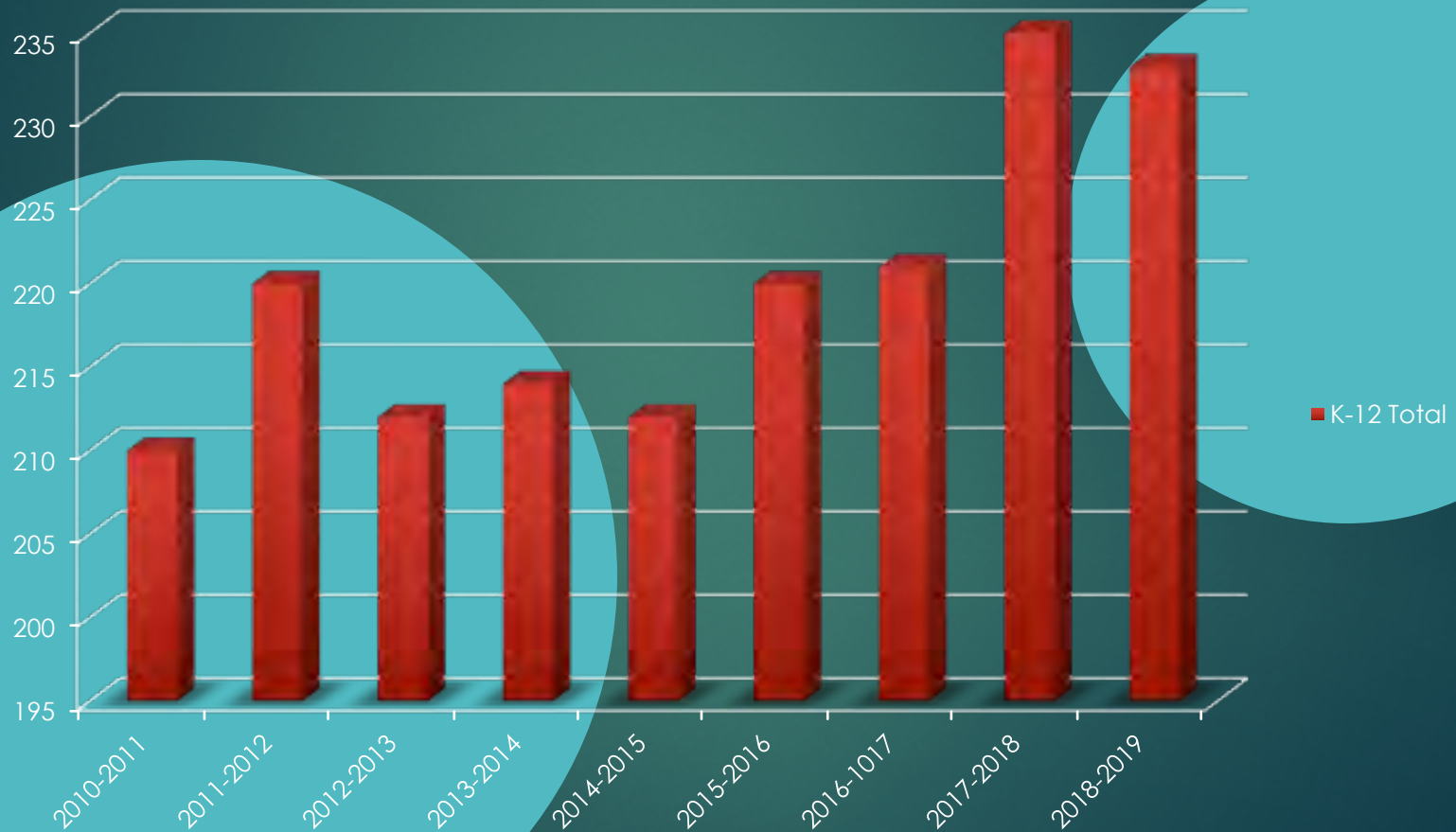
Wyndmere Public School Grades 7-12

7th-12th Grade



Wyndmere Public School (K-12)

K-12 Total



Student Performance Information for Wyndmere Public School

MEETING THE REQUIREMENTS
OF NCLB

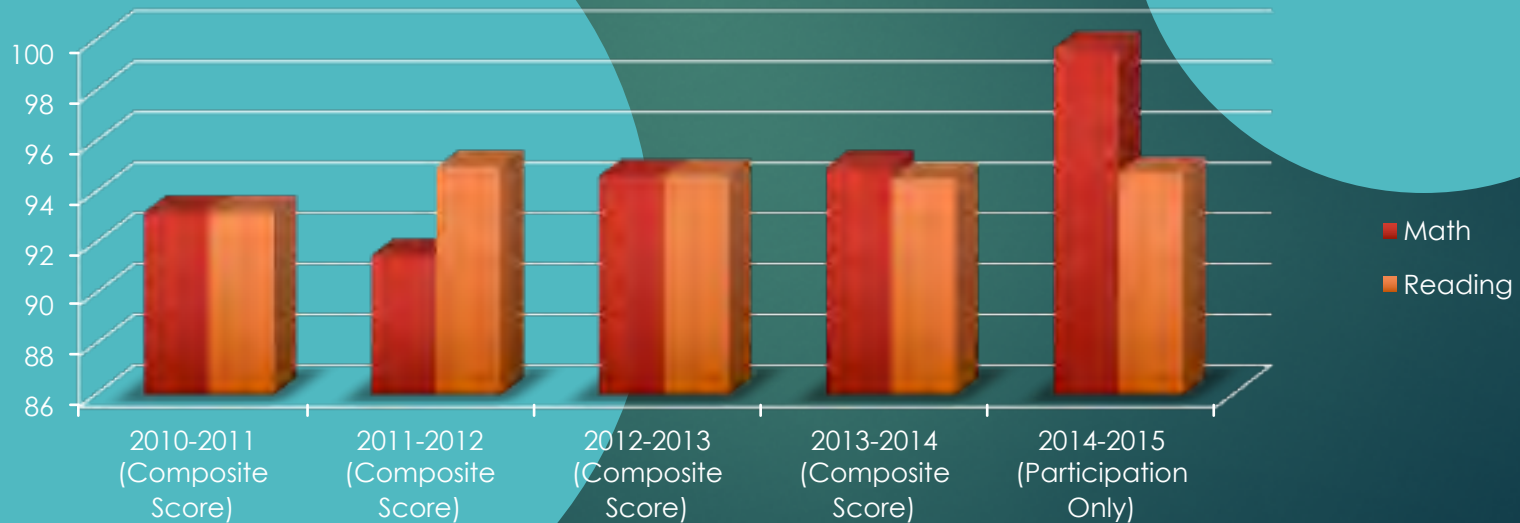
ESSA – THE NEW NCLB



AYP – Adequate Yearly Progress

The School District Profile and results may be viewed on the DPI web site at <https://www.nd.gov/dpi/report/Profile/>

Wyndmere Public School K-12 District AYP Report

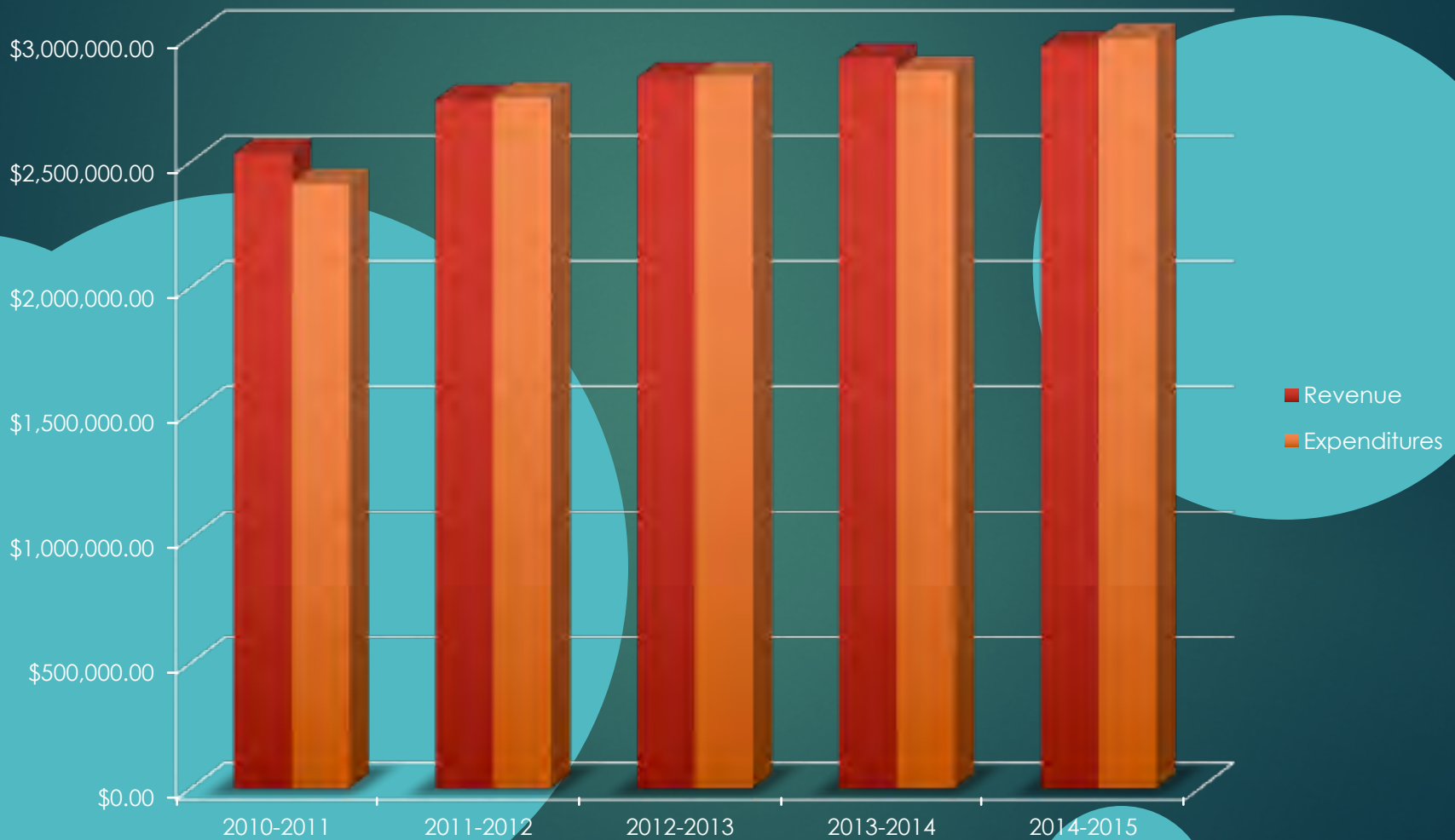


Wyndmere Public School's Fiscal Management and Budgeting



REVENUE AND EXPENDITURE TRENDS

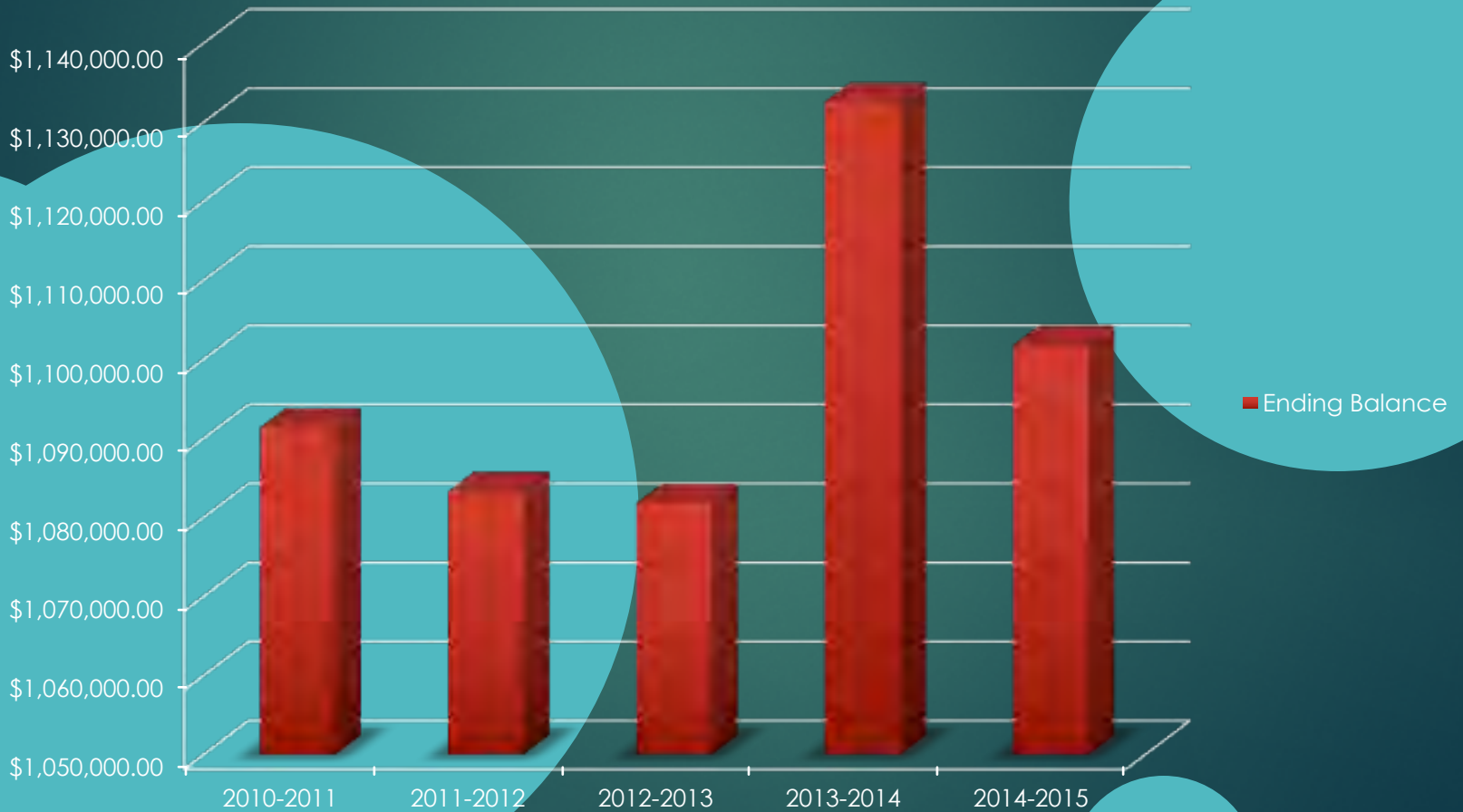
Wyndmere Public School's Revenues and Expenditures- General Fund



Fiscal Management

Ending Fund Balance

Ending Balance



Expenditure Per Pupil and State Average

	Rank	Wyndmere	State Average
2010-2011	86	\$11,442.00	\$12,400.47
2011-2012	80	\$11,156.00	\$11,797.13
2012-2013	62	\$11,191.00	\$11,337.98
2013-2014	67	\$11,002.00	\$10,991.99
2014-2015	96	\$9,717.00	\$10,688.04

*Not included in the
determination of
cost per pupil*

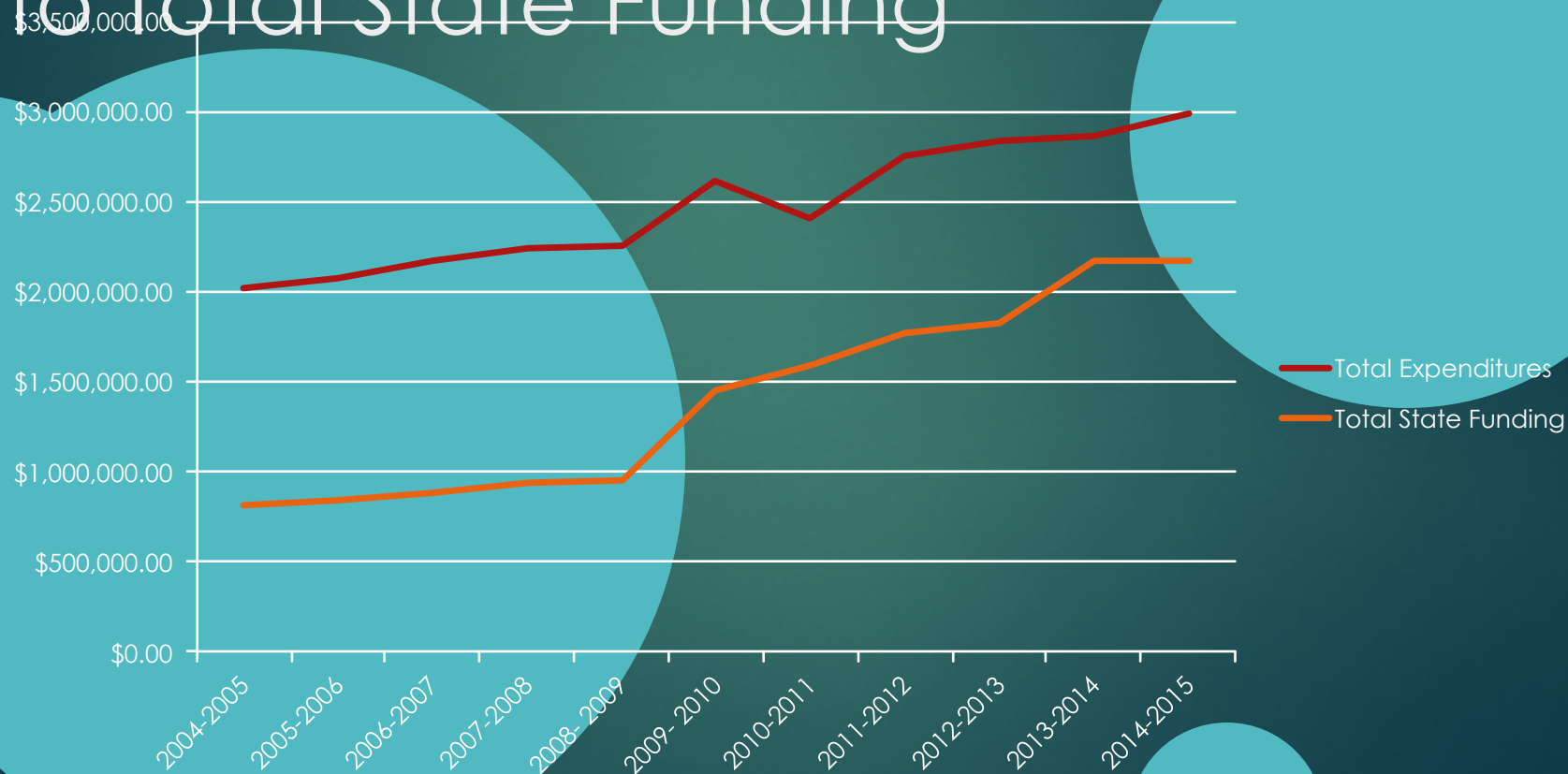
- Transportation
- Extra-Curricular

Wyndmere Public School Funding

Local Sources – Valuation and Mills Levied

Year	Taxable Valuation	Value Per Enrolled Student	Tech	General	Misc.	Special Reserve Fund	Special Assessment	Building Fund	Sinking & Interest	Total
2006-2007	\$6,848,232.00	\$27,503.00	5	152.23 -R			0.78	10		168.01
2007-2008	\$6,973,829.00	\$31,699.00	5	157.59 -R			0.74	10		173.33
2008- 2009	\$7,043,705.00	\$33,069.00	4.97	163.27 -R			0.73	9.94		178.91
2009- 2010	\$7,248,532.00	\$35,187.00	4.83	96.57 - R			0.7	9.66		111.76
2010-2011	\$7,532,019.00	\$35,528.00	1	103.56 - R				9.82		115.41
2011-2012	\$8,035,413.00	\$36,525.00	1	110.0 -R				10		108.18
2012-2013	\$9,179,296.00	\$43,299.00	1	94.65 - R				5		100.65
2013-2014	\$10,187,318.00	\$47,604.00	NA	61.01 -R				7.5		68.51
2014-2015	\$11,283,260.00	\$53,223.00	NA	59.99 - R				9.4		69.39
2015-2016	\$11,860,962.00	\$53,913.00	NA	59.94 - R				9.99		73.91

Total Wyndmere Public Schools Expenditures Compared to Total State Funding



Services and Staff

COURSES AND OTHER EDUCATIONAL SERVICES AND THE STAFF THAT PROVIDES THEM.



Graduation Requirement

▶ Wyndmere HS Graduation Requirements

- ▶ 4 credits of English Language Arts
- ▶ 3 credits of Laboratory Science
- ▶ 3 credits of Mathematics
- ▶ 4 credits of Social Studies
- ▶ 1.5 credit Health/PE
- ▶ .5 credit of Computers
- ▶ 6 credits – Elective Courses

Total of 22 credits

Elementary Courses

- ▶ Focus on the fundamentals
 - ▶ Reading
 - ▶ Response to Intervention –
 - ▶ Mathematics
 - ▶ Saxon Math
 - ▶ Social Science
 - ▶ Science / Health
 - ▶ Language / Phonics / Spelling
 - ▶ Technology
 - ▶ Ipad Cart
 - ▶ Computer Lab
 - ▶ Others
 - ▶ Drug Awareness, Safety Education, Respect and Citizenship
 - ▶ North Dakota History

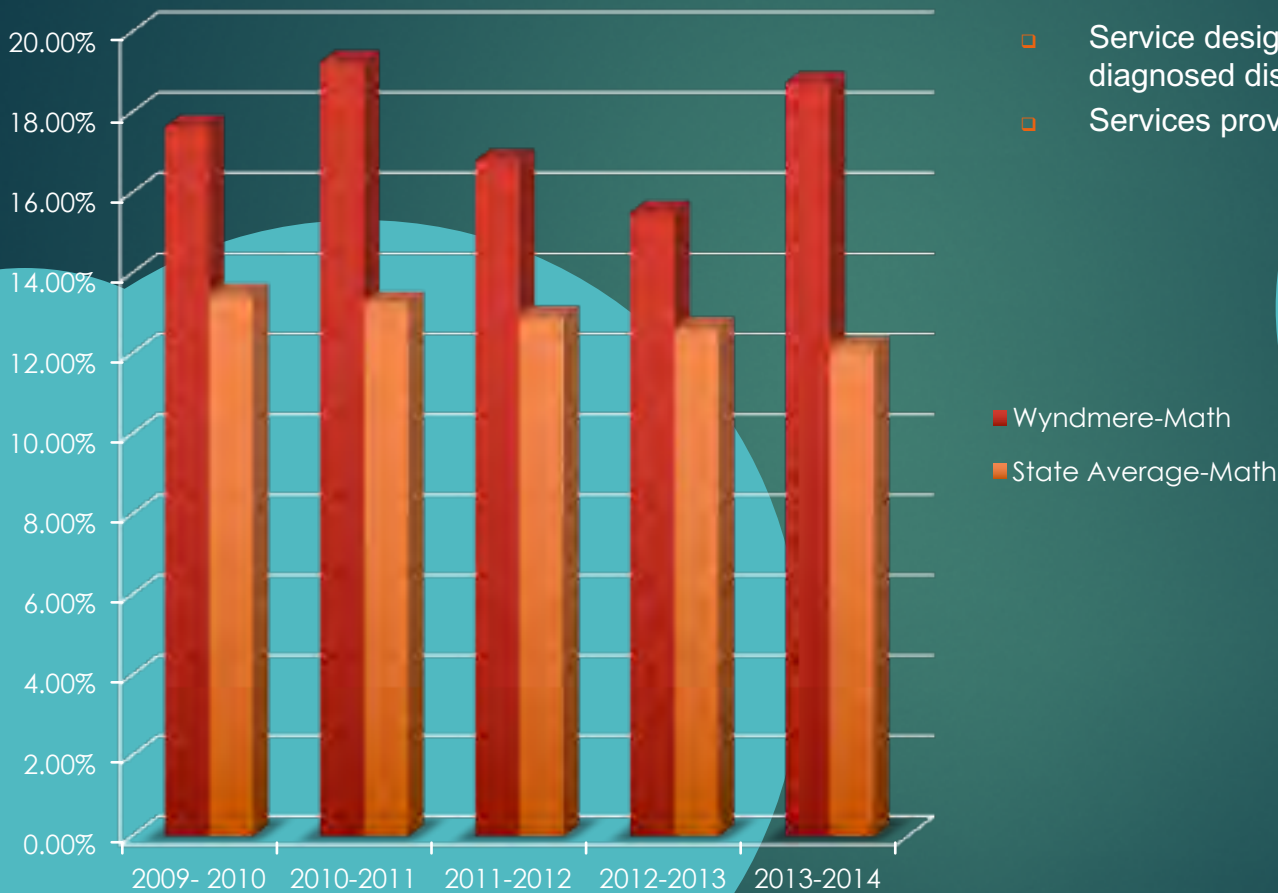
Special Services

- ▶ Title I – Education for Disadvantaged Students
 - ▶ Federally funded program designed to assist disadvantaged students to achieve high standards.
 - ▶ Wyndmere is budgeted to receive \$55,467.00 in Title I Funding in 2015-2016.
 - ▶ With the new ESSA program, the funding mechanism is changing for some aspects of the Title program as well as additional programs being added. At this time they are still determining formulas for funding. I do know that the rural school funding will be increased.
 - ▶ Serves approximately 30 students K-6.

Special Education

■ Special Education – Individuals with Disabilities Education Act

- Service designed to assist students with a diagnosed disability.
- Services provided by South Valley Spec Ed Unit.



**Data shown is the percentage of students with disabilities taking the state assessment tests in Math in grades 4-8 & 11.

Data obtained from DPI – School District Profile – Students with Disabilities Report

Faculty & Staffing

Presently at Wyndmere Public School

Admin	Classroom Teachers	Specialized Teachers	I.T.	Other Licensed	Support Staff	Total
1-Supt. 1-HS/AD 1- ELEM/IT	30	2	Contract with Independent Company for in-depth work	3	30 FT/PT	68

Facilities & Transportation

THE BRICKS, BOILERS, AND BUSES



Wyndmere Elementary School



- ▶ Most Recent addition:
 - ▶ 1983
- ▶ K-6
 - ▶ Currently: 120
- ▶ Condition
 - ▶ Good

- Recent Renovations
 - Playground
 - 2004 - West and South Side Equipment
 - 2012 – West and North Side Equipment
- Future Needs
 - Roof Replacement
 - \$600,000 for complete project
 - Window Replacement

Wyndmere High School



- ▶ Constructed
 - ▶ 1963
- ▶ Condition
 - ▶ Good

- Recent Renovations
 - 1989 – Window project
 - 1995 – Roofing Project
 - Regular maintenance has been diligently done to keep roof in good working order
 - 2002 - Retiled Hallways
 - 2007 – Parking Lot Repaving
 - 2014/15 – Bathrooms remodeled
- Planned Renovations
- Future Needs
 - Roof replacement as it is 20+ years old
 - Cost is approximately \$600,000
 - Replace windows on North Side of building

Technology



Recent Improvements

- 1995 – School-wide internet
- 2015 – School rewired for high speed internet
- 2016 – Bandwidth increased due to higher demand of internet

Future Needs

- SmartBoard Projector replacements
- Continue to keep up with computer, software, Wifi, and server upgrades
- Additional Ipad Cart

Wyndmere Gymnasium



- Recent Renovations
 - 1998 – New bleachers Installed
 - 2000 - Installation of new lighting
 - 2011 – Shot Clock installed
 - 2016 - Defensive Arc installed

- Planned Renovations
 - Regular Maintenance
- Future Needs

- ▶ Bleacher Capacity
 - ▶ 637
- ▶ Condition
 - ▶ Good

Wyndmere Football Field



Recent Improvements

- 2000 – Concession stand/bathrooms
- 2004 – Crows Nest
- 2005 – Lights replaced
- 2010 – Drainage Tile Project
- 2011 – Scoreboard

Future Needs

- Add water hydrant
- Remove lime and replace with black dirt and reseed for practice field usage
- Bleacher area upgrade/replacement

Wyndmere Community Center

- ▶ Constructed
 - ▶ 1994
- ▶ Condition
 - ▶ Good

- Recent Renovations
 - Regular maintenance
- Planned Renovations
- Future Needs
 - Roof replacement



Transportation

Year	Bus	License #	Mileage as of April 2016	Condition
2011	1	G84902	72,242	Good
2013	3	G87780	32,563	Very Good
2006	4	G89299	141,956	Good
2014	5	G89903	19,300	Very Good
2015	6	G89302	3,352	Like new
2008	7	G89300	127,720	Good
2004	9	G89298	168,364	new motor & transmission June 2015 - Very Good
2009	10	G89301	112,007	Good
2010	11	G84901	37,475	Very Good

On the Horizon

What we see coming

- Vocational Education – growth of programming?
- Technology– Maintaining adequate hardware and software
- Principal & Teacher Evaluation Systems
- AdvancEd – School improvement process
- State Funding Formula – Drop in Oil and State Funding
- Declining Enrollment
- New NCLB – ESSA Act and Implications
- Acquiring and retaining high quality teachers
- Quality affordable housing availability in the Wyndmere School District

Comments & Questions

