

Survey Response Counts

Section: Purpose and Direction

Question / Institution			Strongly Agree	Agree	Neutral	Disagree	Total
			%	%	%	%	%
1. Our school's purpose statement is clearly focused on student success.	Wyndmere Public School	Average Score	44.83%	51.72%	3.45%	0%	100%
		4.41	44.83%	51.72%	3.45%	0%	100%
	Total			44.83%	51.72%	3.45%	0%
2. Our school's purpose statement is formally reviewed and revised with involvement from stakeholders.	Wyndmere Public School	Average Score	10.34%	62.07%	17.24%	10.34%	100%
		3.72	10.34%	62.07%	17.24%	10.34%	100%
	Total			10.34%	62.07%	17.24%	10.34%
3. Our school's purpose statement is based on shared values and beliefs that guide decision-making.	Wyndmere Public School	Average Score	13.79%	82.76%	3.45%	0%	100%
		4.1	13.79%	82.76%	3.45%	0%	100%
	Total			13.79%	82.76%	3.45%	0%
4. Our school's purpose statement is supported by the policies and practices adopted by the school board or governing body.	Wyndmere Public School	Average Score	17.24%	68.97%	13.79%	0%	100%
		4.03	17.24%	68.97%	13.79%	0%	100%
	Total			17.24%	68.97%	13.79%	0%
5. Our school has a continuous improvement process based on data, goals, actions, and measures for growth.	Wyndmere Public School	Average Score	41.38%	44.83%	13.79%	0%	100%
		4.28	41.38%	44.83%	13.79%	0%	100%
	Total			41.38%	44.83%	13.79%	0%
Total			25.52%	62.07%	10.34%	2.07%	100%

Section: Governance and Leadership

Question / Institution		Strongly Agree	Agree	Neutral	Disagree	Not Applicable	Total	
		%	%	%	%	%	%	
6. Our school's governing body or school board complies with all policies, procedures, laws, and regulations.	Wyndmere Public School	Average Score	24.14%	68.97%	3.45%	3.45%	0%	100%
		4.14	24.14%	68.97%	3.45%	3.45%	0%	100%
	Total	24.14%	68.97%	3.45%	3.45%	0%	100%	
7. Our school's governing body or school board maintains a distinction between its roles and responsibilities and those of school leadership.	Wyndmere Public School	Average Score	13.79%	72.41%	13.79%	0%	0%	100%
		4.0	13.79%	72.41%	13.79%	0%	0%	100%
	Total	13.79%	72.41%	13.79%	0%	0%	100%	
8. Our school's leaders support an innovative and collaborative culture.	Wyndmere Public School	Average Score	34.48%	58.62%	6.9%	0%	0%	100%
		4.28	34.48%	58.62%	6.9%	0%	0%	100%
	Total	34.48%	58.62%	6.9%	0%	0%	100%	
9. Our school's leaders expect staff members to hold all students to high academic standards.	Wyndmere Public School	Average Score	68.97%	31.03%	0%	0%	0%	100%
		4.69	68.97%	31.03%	0%	0%	0%	100%
	Total	68.97%	31.03%	0%	0%	0%	100%	
10. Our school's leaders hold themselves accountable for student learning.	Wyndmere Public School	Average Score	48.28%	51.72%	0%	0%	0%	100%
		4.48	48.28%	51.72%	0%	0%	0%	100%
	Total	48.28%	51.72%	0%	0%	0%	100%	
11. Our school's leaders hold all staff members accountable for student learning.	Wyndmere Public School	Average Score	44.83%	48.28%	3.45%	3.45%	0%	100%
		4.34	44.83%	48.28%	3.45%	3.45%	0%	100%
	Total	44.83%	48.28%	3.45%	3.45%	0%	100%	
12. Our school's leaders regularly evaluate staff members on criteria designed to improve teaching and learning.	Wyndmere Public School	Average Score	37.93%	58.62%	3.45%	0%	0%	100%
		4.34	37.93%	58.62%	3.45%	0%	0%	100%
	Total	37.93%	58.62%	3.45%	0%	0%	100%	
13. Our school's leaders ensure all staff members use supervisory feedback to improve student learning.	Wyndmere Public School	Average Score	27.59%	62.07%	10.34%	0%	0%	100%
		4.17	27.59%	62.07%	10.34%	0%	0%	100%
	Total	27.59%	62.07%	10.34%	0%	0%	100%	

Question / Institution			Strongly Agree	Agree	Neutral	Disagree	Not Applicable	Total
			%	%	%	%	%	%
14. Our school's leaders engage effectively with all stakeholders about the school's purpose and direction.	Wyndmere Public School	Average Score	13.79%	62.07%	24.14%	0%	0%	100%
		3.9	13.79%	62.07%	24.14%	0%	0%	100%
	Total			13.79%	62.07%	24.14%	0%	0%
15. Our school's leaders provide opportunities for stakeholders to be involved in the school.	Wyndmere Public School	Average Score	10.34%	62.07%	24.14%	0%	3.45%	100%
		3.72	10.34%	62.07%	24.14%	0%	3.45%	100%
	Total			10.34%	62.07%	24.14%	0%	3.45%
Total			32.41%	57.59%	8.97%	0.69%	0.34%	100%

Section: Teaching and Assessing for Learning

Question / Institution			Strongly Agree	Agree	Neutral	Disagree	Strongly Disagree	Not Applicable	Total
			%	%	%	%	%	%	%
16. All teachers in our school monitor and adjust curriculum, instruction, and assessment based on data from student assessments and examination of professional practice.	Wyndmere Public School	Average Score	10.71%	60.71%	25%	3.57%	0%	0%	100%
		3.79	10.71%	60.71%	25%	3.57%	0%	0%	100%
	Total			10.71%	60.71%	25%	3.57%	0%	0%
17. All teachers in our school personalize instructional strategies and interventions to address individual learning needs of students.	Wyndmere Public School	Average Score	14.29%	57.14%	17.86%	10.71%	0%	0%	100%
		3.75	14.29%	57.14%	17.86%	10.71%	0%	0%	100%
	Total			14.29%	57.14%	17.86%	10.71%	0%	0%

Question / Institution			Strongly Agree	Agree	Neutral	Disagree	Strongly Disagree	Not Applicable	Total
			%	%	%	%	%	%	%
18. All teachers in our school regularly use instructional strategies that require student collaboration, self-reflection, and development of critical thinking skills.	Wyndmere Public School	Average Score	10.71%	53.57%	28.57%	7.14%	0%	0%	100%
		3.68	10.71%	53.57%	28.57%	7.14%	0%	0%	100%
	Total			10.71%	53.57%	28.57%	7.14%	0%	0%
19. All teachers in our school use a variety of technologies as instructional resources.	Wyndmere Public School	Average Score	17.86%	67.86%	10.71%	3.57%	0%	0%	100%
		4.0	17.86%	67.86%	10.71%	3.57%	0%	0%	100%
	Total			17.86%	67.86%	10.71%	3.57%	0%	0%
20. All teachers in our school use a process to inform students of their learning expectations and standards of performance.	Wyndmere Public School	Average Score	7.14%	60.71%	32.14%	0%	0%	0%	100%
		3.75	7.14%	60.71%	32.14%	0%	0%	0%	100%
	Total			7.14%	60.71%	32.14%	0%	0%	0%
21. All teachers in our school provide students with specific and timely feedback about their learning.	Wyndmere Public School	Average Score	17.86%	57.14%	21.43%	3.57%	0%	0%	100%
		3.89	17.86%	57.14%	21.43%	3.57%	0%	0%	100%
	Total			17.86%	57.14%	21.43%	3.57%	0%	0%
22. All teachers in our school use multiple types of assessments to modify instruction and to revise the curriculum.	Wyndmere Public School	Average Score	10.71%	53.57%	25%	10.71%	0%	0%	100%
		3.64	10.71%	53.57%	25%	10.71%	0%	0%	100%
	Total			10.71%	53.57%	25%	10.71%	0%	0%
23. All teachers in our school use consistent common grading and reporting policies across grade levels and courses based on clearly defined criteria.	Wyndmere Public School	Average Score	25%	60.71%	7.14%	7.14%	0%	0%	100%
		4.04	25%	60.71%	7.14%	7.14%	0%	0%	100%
	Total			25%	60.71%	7.14%	7.14%	0%	0%

Question / Institution		Strongly Agree	Agree	Neutral	Disagree	Strongly Disagree	Not Applicable	Total	
									%
24. All teachers in our school participate in collaborative learning communities that meet both informally and formally across grade levels and content areas.	Wyndmere Public School	Average Score	7.14%	35.71%	39.29%	10.71%	3.57%	3.57%	100%
		3.21	7.14%	35.71%	39.29%	10.71%	3.57%	3.57%	100%
	Total	7.14%	35.71%	39.29%	10.71%	3.57%	3.57%	100%	
25. All teachers in our school have been trained to implement a formal process that promotes discussion about student learning (e.g., action research, examination of student work, reflection, study teams, and peer coaching).	Wyndmere Public School	Average Score	7.14%	35.71%	42.86%	10.71%	3.57%	0%	100%
		3.32	7.14%	35.71%	42.86%	10.71%	3.57%	0%	100%
	Total	7.14%	35.71%	42.86%	10.71%	3.57%	0%	100%	
26. In our school, challenging curriculum and learning experiences provide equity for all students in the development of learning, thinking, and life skills.	Wyndmere Public School	Average Score	25%	57.14%	17.86%	0%	0%	0%	100%
		4.07	25%	57.14%	17.86%	0%	0%	0%	100%
	Total	25%	57.14%	17.86%	0%	0%	0%	100%	
27. In our school, related learning support services are provided for all students based on their needs.	Wyndmere Public School	Average Score	25%	64.29%	10.71%	0%	0%	0%	100%
		4.14	25%	64.29%	10.71%	0%	0%	0%	100%
	Total	25%	64.29%	10.71%	0%	0%	0%	100%	
28. In our school, a formal structure exists so that each student is well known by at least one adult advocate in the school who supports that student's educational experience.	Wyndmere Public School	Average Score	39.29%	46.43%	7.14%	7.14%	0%	0%	100%
		4.18	39.29%	46.43%	7.14%	7.14%	0%	0%	100%
	Total	39.29%	46.43%	7.14%	7.14%	0%	0%	100%	

Question / Institution		Strongly Agree	Agree	Neutral	Disagree	Strongly Disagree	Not Applicable	Total	
									%
29. In our school, all staff members use student data to address the unique learning needs of all students.	Wyndmere Public School	Average Score	21.43%	53.57%	14.29%	7.14%	0%	3.57%	100%
		3.79	21.43%	53.57%	14.29%	7.14%	0%	3.57%	100%
	Total	21.43%	53.57%	14.29%	7.14%	0%	3.57%	100%	
30. In our school, staff members provide peer coaching to teachers.	Wyndmere Public School	Average Score	7.14%	35.71%	39.29%	10.71%	3.57%	3.57%	100%
		3.21	7.14%	35.71%	39.29%	10.71%	3.57%	3.57%	100%
	Total	7.14%	35.71%	39.29%	10.71%	3.57%	3.57%	100%	
31. In our school, a formal process is in place to support new staff members in their professional practice.	Wyndmere Public School	Average Score	3.57%	42.86%	35.71%	17.86%	0%	0%	100%
		3.32	3.57%	42.86%	35.71%	17.86%	0%	0%	100%
	Total	3.57%	42.86%	35.71%	17.86%	0%	0%	100%	
32. In our school, all staff members participate in continuous professional learning based on identified needs of the school.	Wyndmere Public School	Average Score	0%	60.71%	32.14%	7.14%	0%	0%	100%
		3.54	0%	60.71%	32.14%	7.14%	0%	0%	100%
	Total	0%	60.71%	32.14%	7.14%	0%	0%	100%	
33. In our school, a professional learning program is designed to build capacity among all professional and support staff members.	Wyndmere Public School	Average Score	0%	50%	39.29%	7.14%	0%	3.57%	100%
		3.32	0%	50%	39.29%	7.14%	0%	3.57%	100%
	Total	0%	50%	39.29%	7.14%	0%	3.57%	100%	
34. In our school, all school personnel regularly engage families in their children's learning progress.	Wyndmere Public School	Average Score	3.57%	60.71%	32.14%	3.57%	0%	0%	100%
		3.64	3.57%	60.71%	32.14%	3.57%	0%	0%	100%
	Total	3.57%	60.71%	32.14%	3.57%	0%	0%	100%	
35. In our school, all stakeholders are informed of policies, processes, and procedures related to grading and reporting.	Wyndmere Public School	Average Score	14.29%	71.43%	10.71%	3.57%	0%	0%	100%
		3.96	14.29%	71.43%	10.71%	3.57%	0%	0%	100%
	Total	14.29%	71.43%	10.71%	3.57%	0%	0%	100%	
Total			13.39%	54.29%	24.46%	6.61%	0.54%	0.71%	100%

Section: Resources and Support Systems

Question / Institution		Strongly Agree	Agree	Neutral	Disagree	Not Applicable	Total	
		%	%	%	%	%	%	
36. Our school provides qualified staff members to support student learning.	Wyndmere Public School	Average Score	59.26%	40.74%	0%	0%	0%	100%
		4.59	59.26%	40.74%	0%	0%	0%	100%
	Total	59.26%	40.74%	0%	0%	0%	100%	
37. Our school provides instructional time and resources to support our school's goals and priorities.	Wyndmere Public School	Average Score	33.33%	62.96%	3.7%	0%	0%	100%
		4.3	33.33%	62.96%	3.7%	0%	0%	100%
	Total	33.33%	62.96%	3.7%	0%	0%	100%	
38. Our school provides sufficient material resources to meet student needs.	Wyndmere Public School	Average Score	25.93%	74.07%	0%	0%	0%	100%
		4.26	25.93%	74.07%	0%	0%	0%	100%
	Total	25.93%	74.07%	0%	0%	0%	100%	
39. Our school provides protected instructional time.	Wyndmere Public School	Average Score	25.93%	66.67%	7.41%	0%	0%	100%
		4.19	25.93%	66.67%	7.41%	0%	0%	100%
	Total	25.93%	66.67%	7.41%	0%	0%	100%	
40. Our school provides a variety of information resources to support student learning.	Wyndmere Public School	Average Score	25.93%	62.96%	11.11%	0%	0%	100%
		4.15	25.93%	62.96%	11.11%	0%	0%	100%
	Total	25.93%	62.96%	11.11%	0%	0%	100%	
41. Our school provides a plan for the acquisition and support of technology to support student learning.	Wyndmere Public School	Average Score	33.33%	59.26%	7.41%	0%	0%	100%
		4.26	33.33%	59.26%	7.41%	0%	0%	100%
	Total	33.33%	59.26%	7.41%	0%	0%	100%	
42. Our school provides a plan for the acquisition and support of technology to support the school's operational needs.	Wyndmere Public School	Average Score	37.04%	51.85%	11.11%	0%	0%	100%
		4.26	37.04%	51.85%	11.11%	0%	0%	100%
	Total	37.04%	51.85%	11.11%	0%	0%	100%	

Question / Institution			Strongly Agree	Agree	Neutral	Disagree	Not Applicable	Total
			%	%	%	%	%	%
43. Our school provides high quality student support services (e.g., counseling, referrals, educational, and career planning).	Wyndmere Public School	Average Score	40.74%	44.44%	7.41%	3.7%	3.7%	100%
		4.11	40.74%	44.44%	7.41%	3.7%	3.7%	100%
	Total			40.74%	44.44%	7.41%	3.7%	3.7%
44. Our school provides opportunities for students to participate in activities that interest them.	Wyndmere Public School	Average Score	29.63%	55.56%	3.7%	7.41%	3.7%	100%
		3.96	29.63%	55.56%	3.7%	7.41%	3.7%	100%
	Total			29.63%	55.56%	3.7%	7.41%	3.7%
45. Our school maintains facilities that support student learning.	Wyndmere Public School	Average Score	48.15%	51.85%	0%	0%	0%	100%
		4.48	48.15%	51.85%	0%	0%	0%	100%
	Total			48.15%	51.85%	0%	0%	0%
46. Our school maintains facilities that contribute to a safe environment.	Wyndmere Public School	Average Score	55.56%	44.44%	0%	0%	0%	100%
		4.56	55.56%	44.44%	0%	0%	0%	100%
	Total			55.56%	44.44%	0%	0%	0%
Total			37.71%	55.89%	4.71%	1.01%	0.67%	100%

Section: Using Results for Continuous Improvement

Question / Institution			Strongly Agree	Agree	Neutral	Disagree	Total
			%	%	%	%	%
47. Our school uses multiple assessment measures to determine student learning and school performance.	Wyndmere Public School	Average Score	18.52%	74.07%	7.41%	0%	100%
		4.11	18.52%	74.07%	7.41%	0%	100%
	Total			18.52%	74.07%	7.41%	0%
48. Our school employs consistent assessment measures across classrooms and courses.	Wyndmere Public School	Average Score	18.52%	55.56%	18.52%	7.41%	100%
		3.85	18.52%	55.56%	18.52%	7.41%	100%
	Total			18.52%	55.56%	18.52%	7.41%

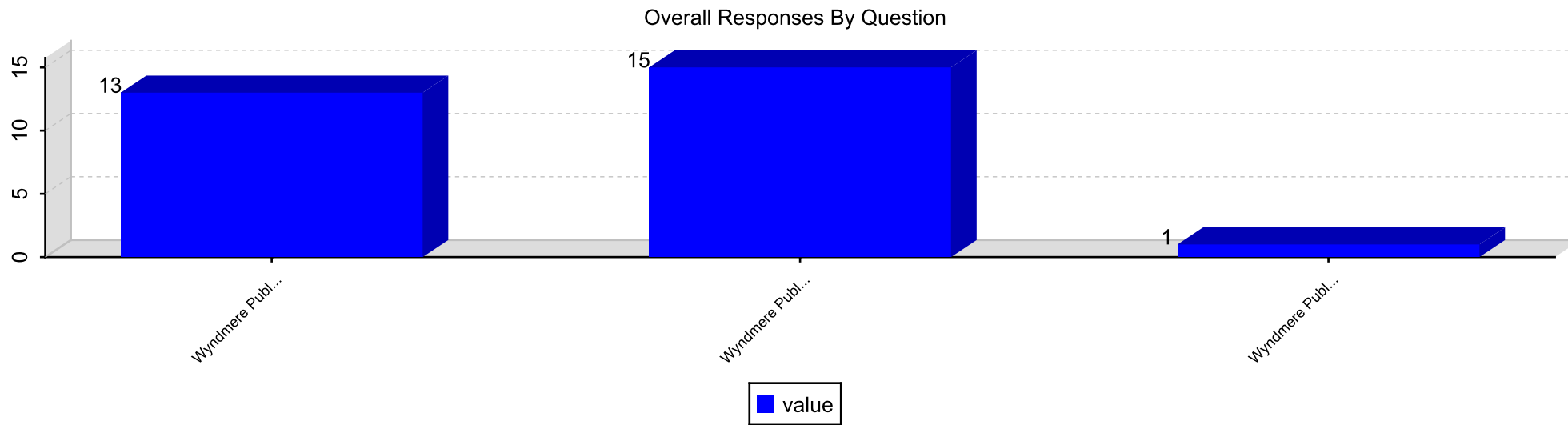
Question / Institution			Strongly Agree	Agree	Neutral	Disagree	Total
			%	%	%	%	%
49. Our school has a systematic process for collecting, analyzing, and using data.	Wyndmere Public School	Average Score	22.22%	59.26%	11.11%	7.41%	100%
		3.96	22.22%	59.26%	11.11%	7.41%	100%
	Total			22.22%	59.26%	11.11%	7.41%
50. Our school ensures all staff members are trained in the evaluation, interpretation, and use of data.	Wyndmere Public School	Average Score	7.41%	40.74%	37.04%	14.81%	100%
		3.41	7.41%	40.74%	37.04%	14.81%	100%
	Total			7.41%	40.74%	37.04%	14.81%
51. Our school uses data to monitor student readiness and success at the next level.	Wyndmere Public School	Average Score	25.93%	66.67%	0%	7.41%	100%
		4.11	25.93%	66.67%	0%	7.41%	100%
	Total			25.93%	66.67%	0%	7.41%
52. Our school leaders monitor data related to student achievement.	Wyndmere Public School	Average Score	40.74%	55.56%	3.7%	0%	100%
		4.37	40.74%	55.56%	3.7%	0%	100%
	Total			40.74%	55.56%	3.7%	0%
53. Our school leaders monitor data related to school continuous improvement goals.	Wyndmere Public School	Average Score	29.63%	59.26%	11.11%	0%	100%
		4.19	29.63%	59.26%	11.11%	0%	100%
	Total			29.63%	59.26%	11.11%	0%
Total			23.28%	58.73%	12.7%	5.29%	100%

Responses By Section and Question

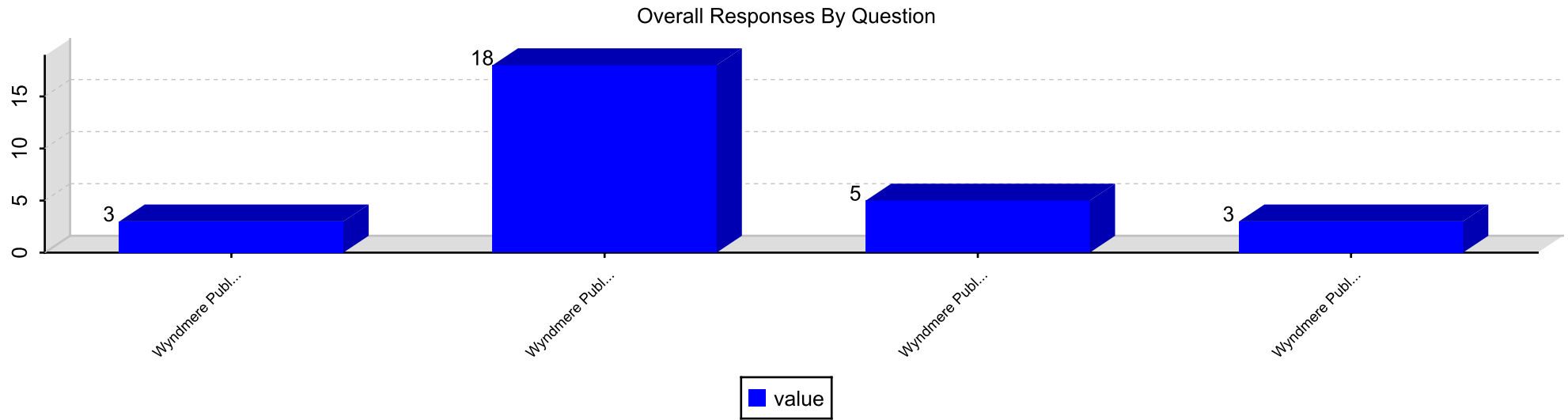
Section: Purpose and Direction

Responses By Question

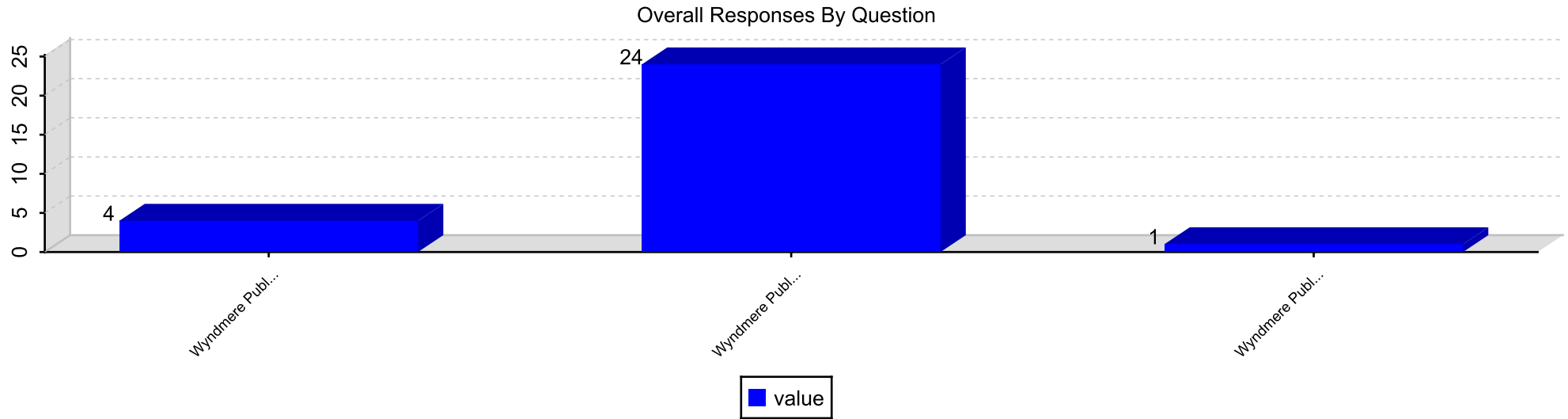
Question 1. Our school's purpose statement is clearly focused on student success.



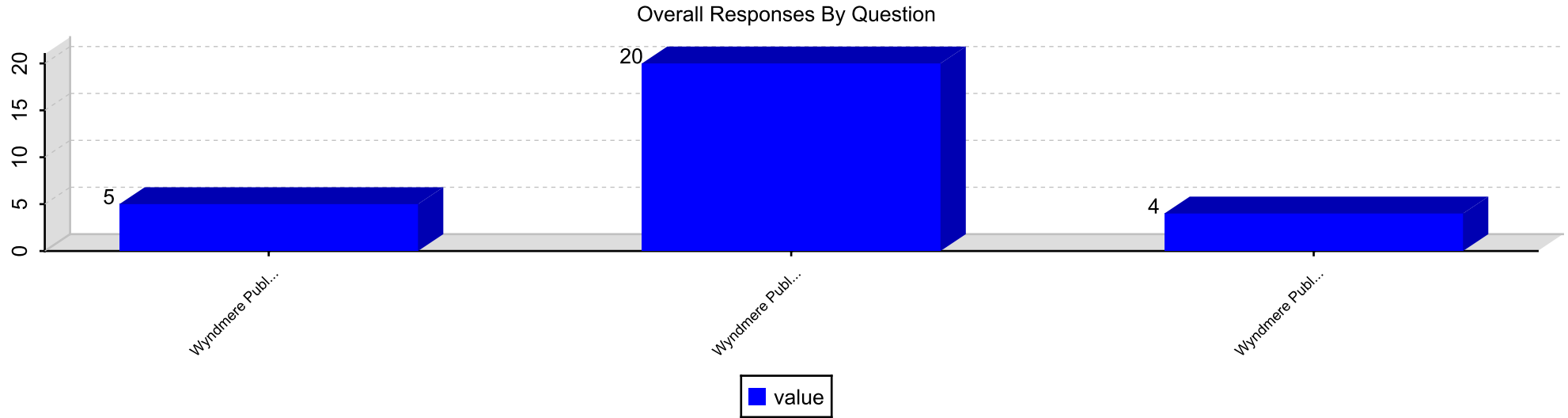
Question 2. Our school's purpose statement is formally reviewed and revised with involvement from stakeholders.



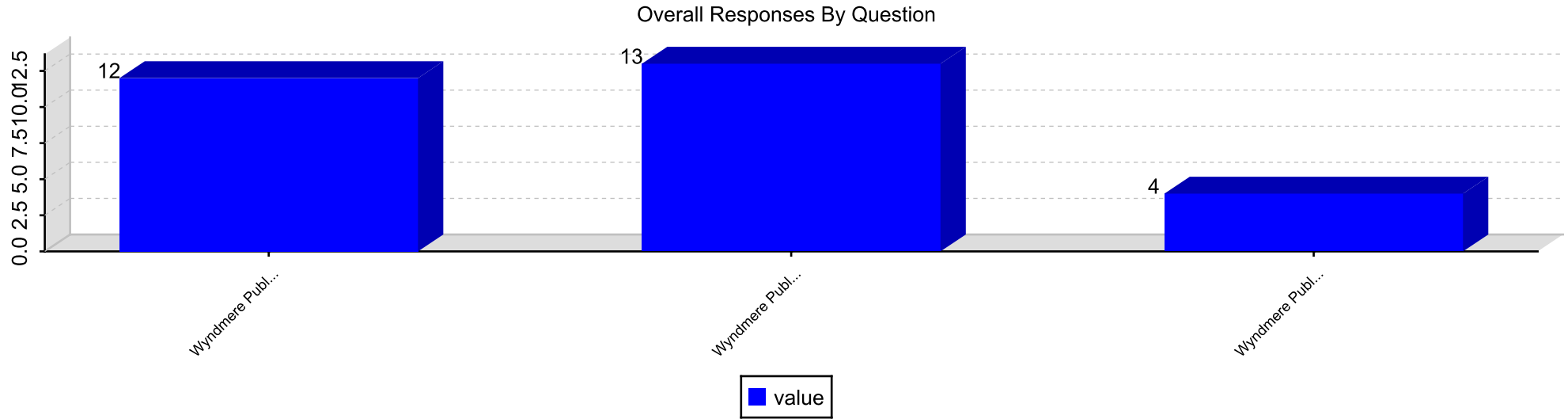
Question 3. Our school's purpose statement is based on shared values and beliefs that guide decision-making.



Question 4. Our school's purpose statement is supported by the policies and practices adopted by the school board or governing body.



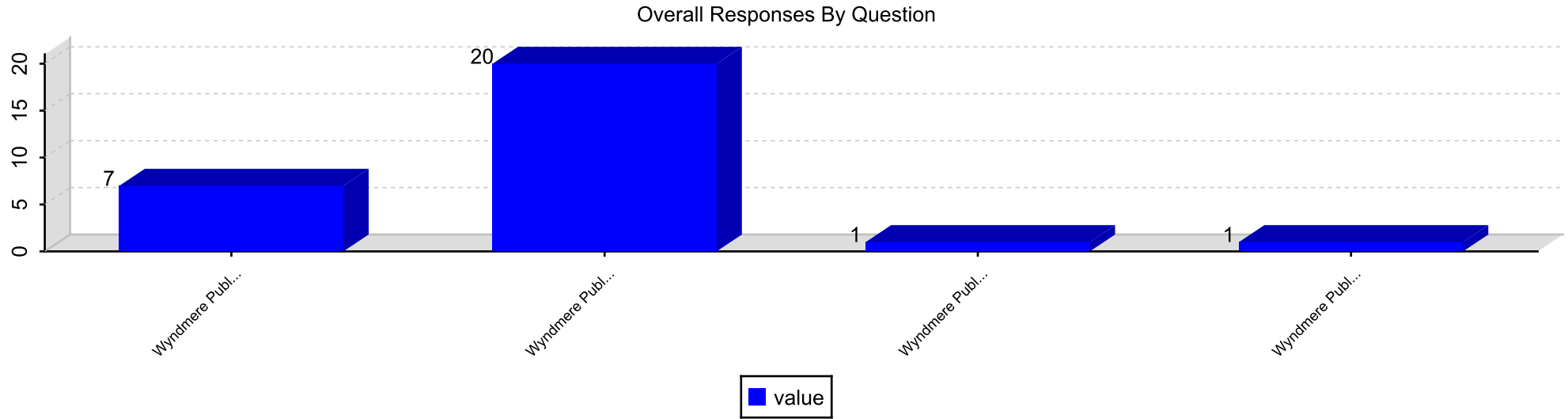
Question 5. Our school has a continuous improvement process based on data, goals, actions, and measures for growth.



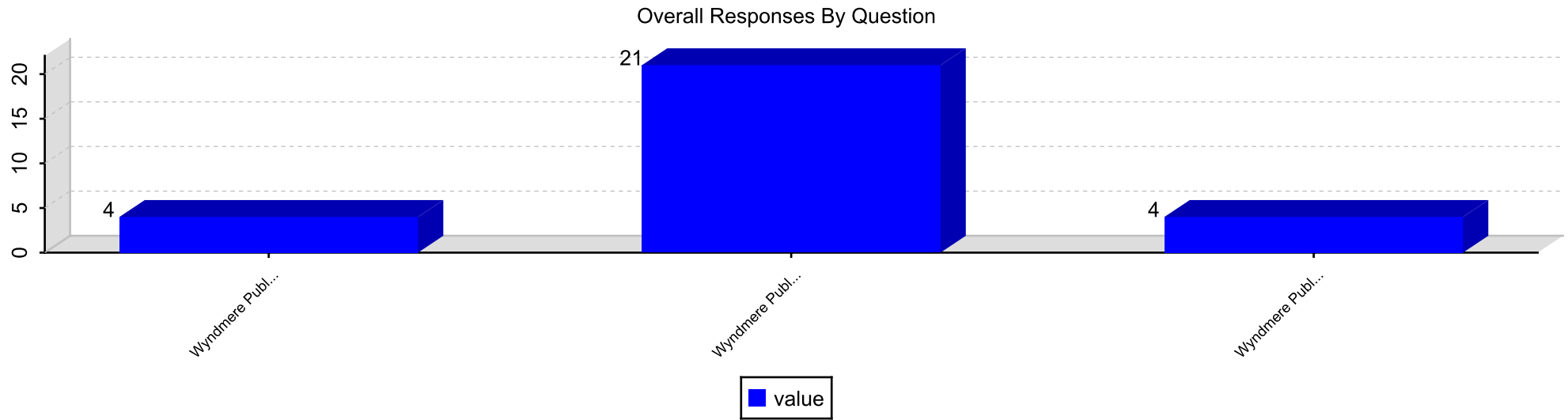
Section: Governance and Leadership

Responses By Question

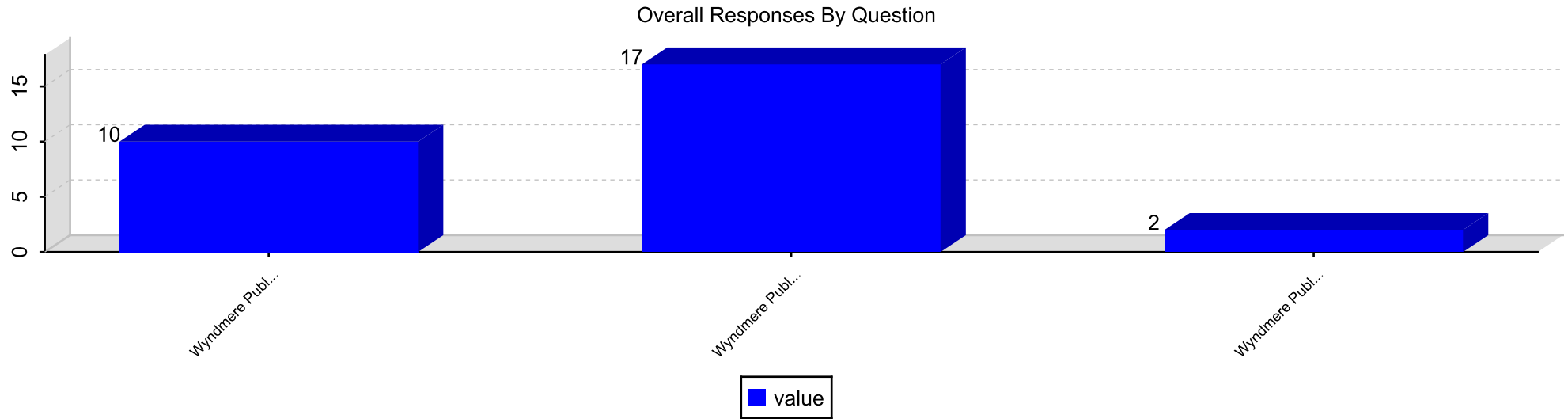
Question 6. Our school's governing body or school board complies with all policies, procedures, laws, and regulations.



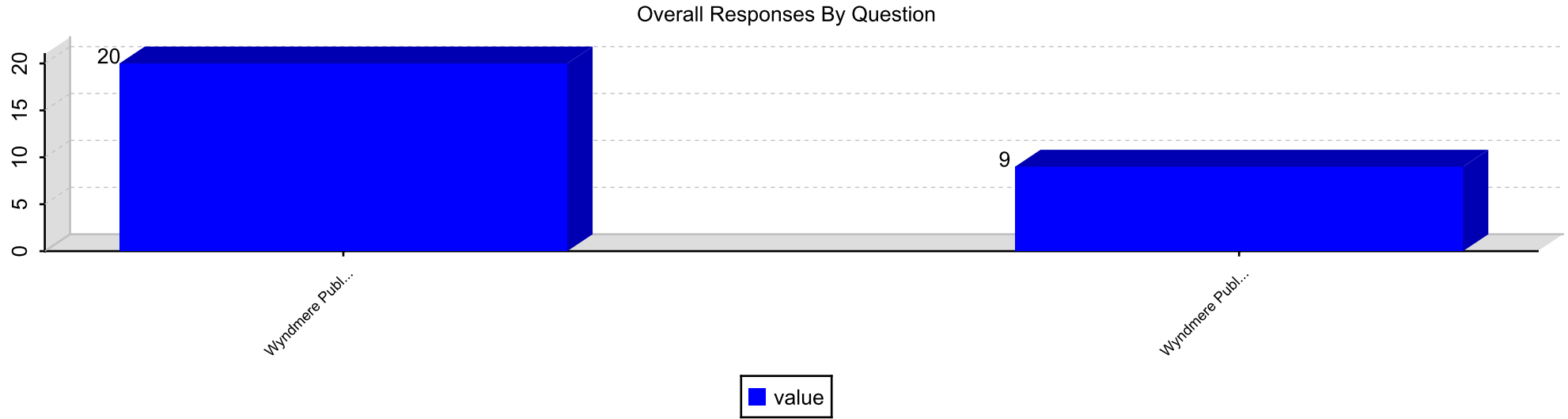
Question 7. Our school's governing body or school board maintains a distinction between its roles and responsibilities and those of school leadership.



Question 8. Our school's leaders support an innovative and collaborative culture.

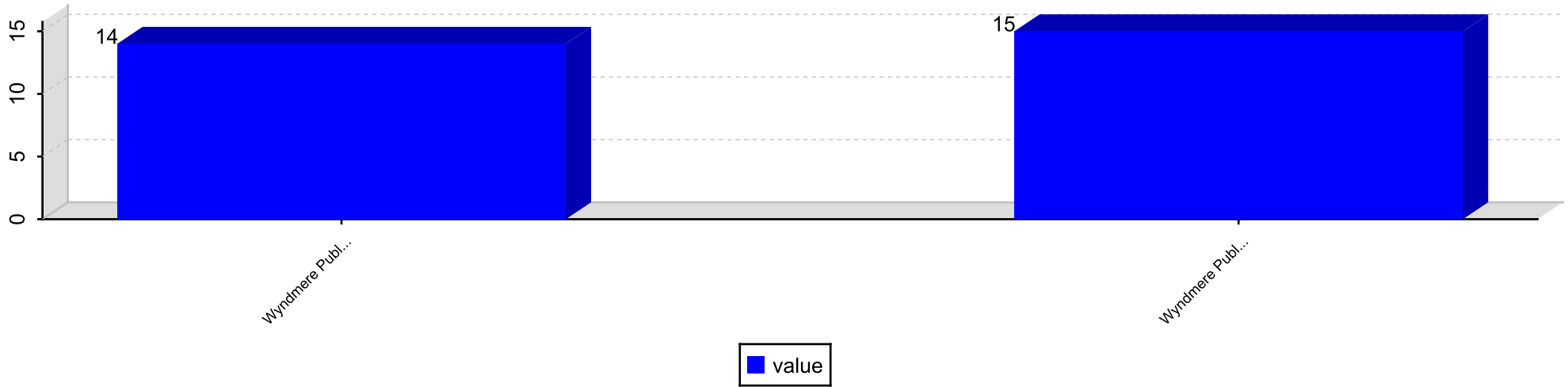


Question 9. Our school's leaders expect staff members to hold all students to high academic standards.



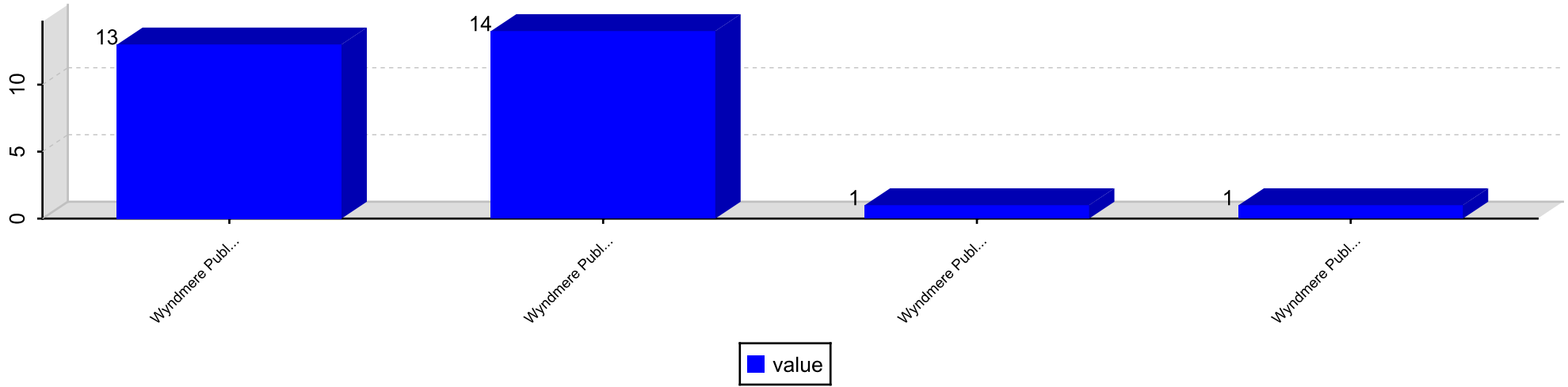
Question 10. Our school's leaders hold themselves accountable for student learning.

Overall Responses By Question

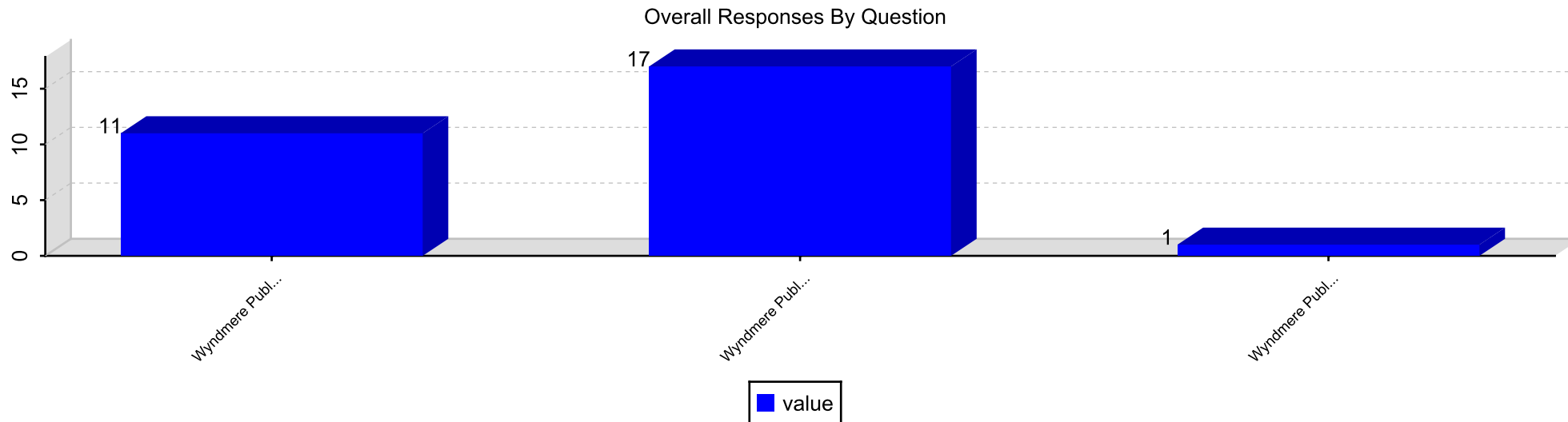


Question 11. Our school's leaders hold all staff members accountable for student learning.

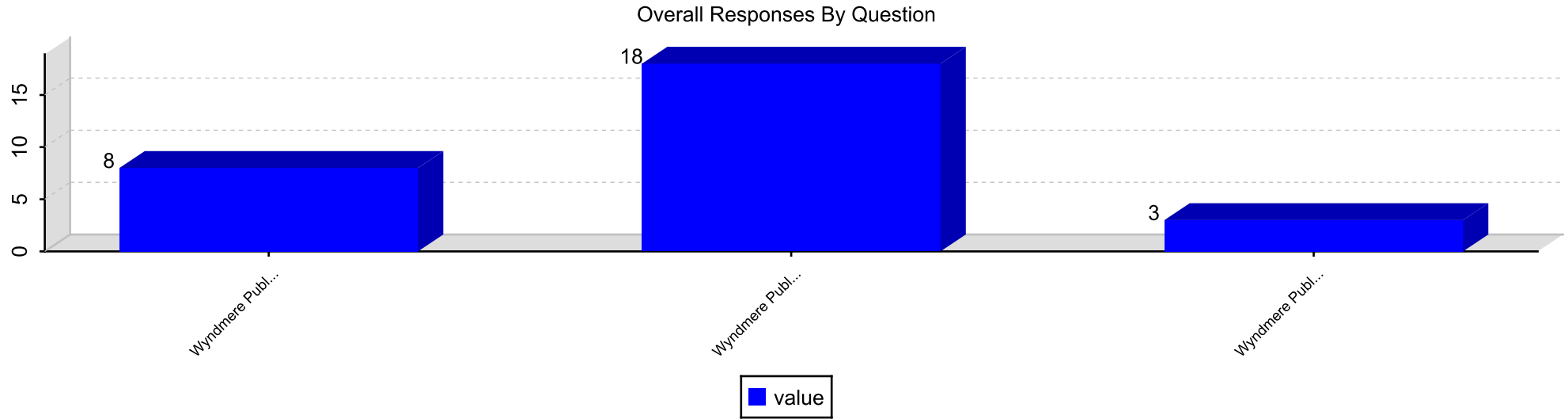
Overall Responses By Question



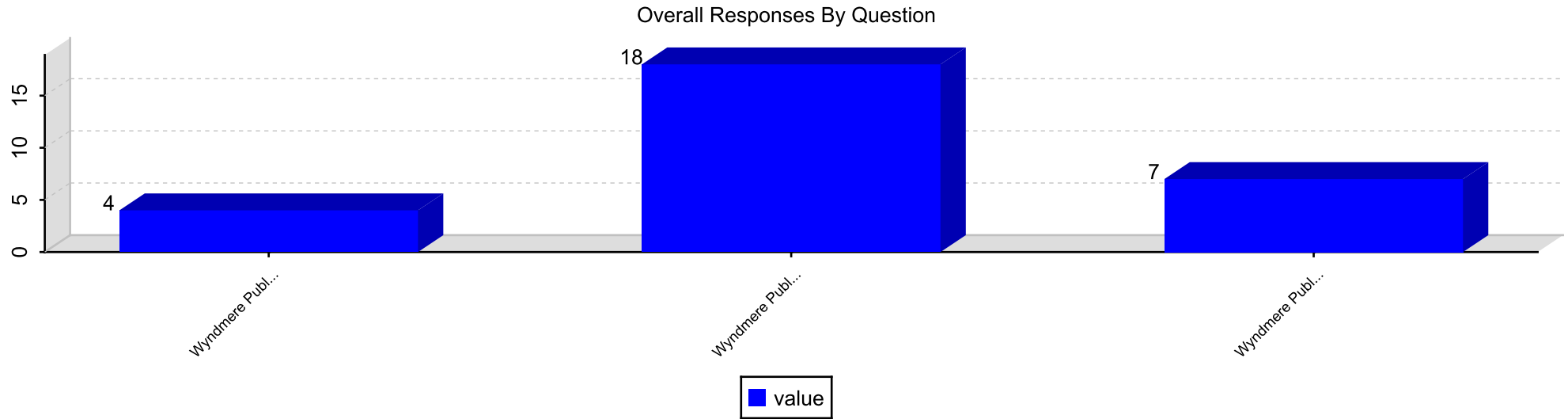
Question 12. Our school's leaders regularly evaluate staff members on criteria designed to improve teaching and learning.



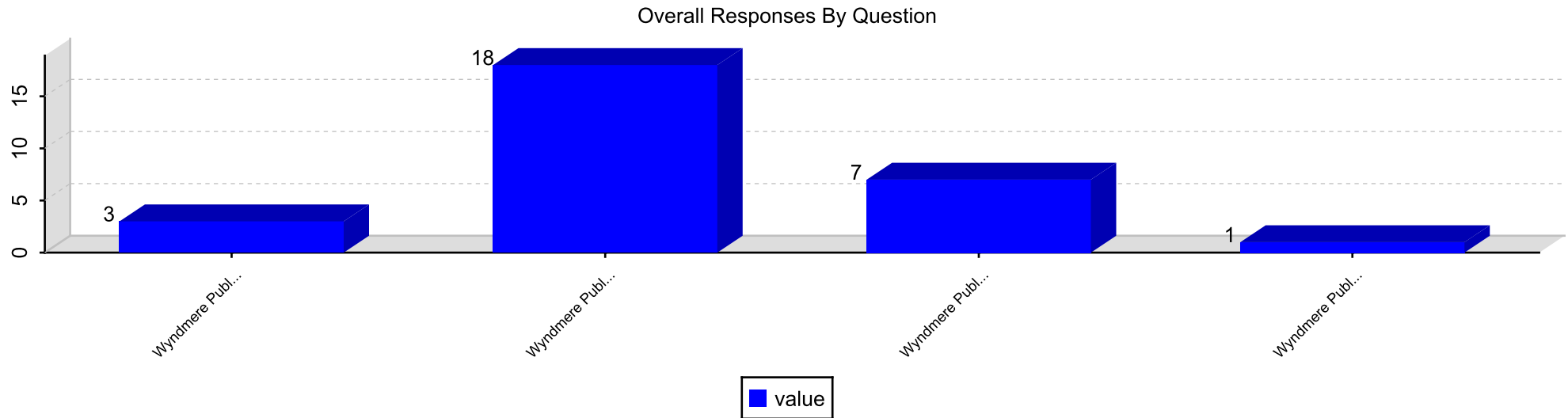
Question 13. Our school's leaders ensure all staff members use supervisory feedback to improve student learning.



Question 14. Our school's leaders engage effectively with all stakeholders about the school's purpose and direction.



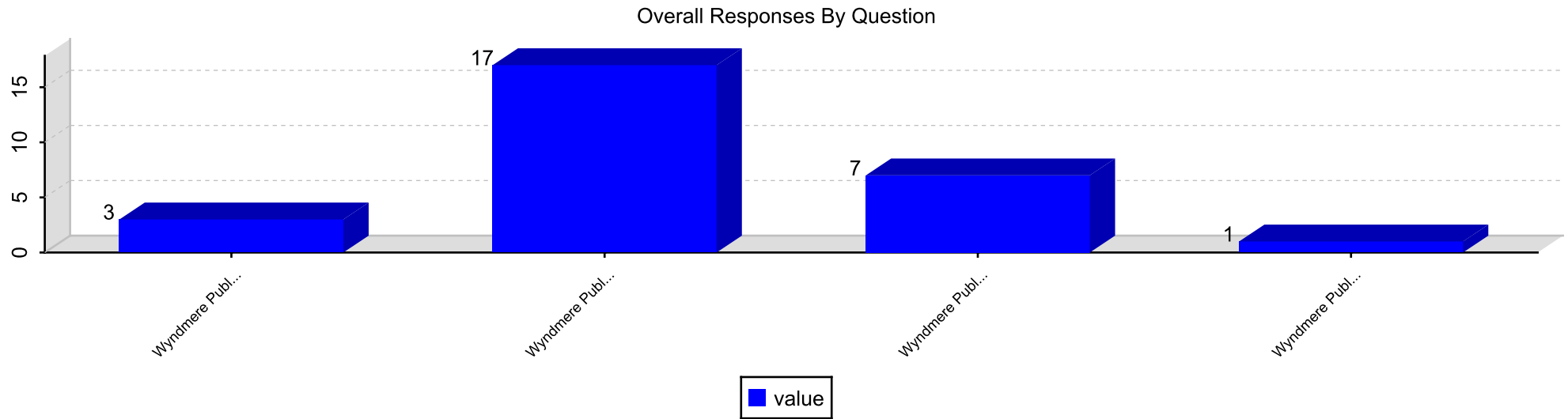
Question 15. Our school's leaders provide opportunities for stakeholders to be involved in the school.



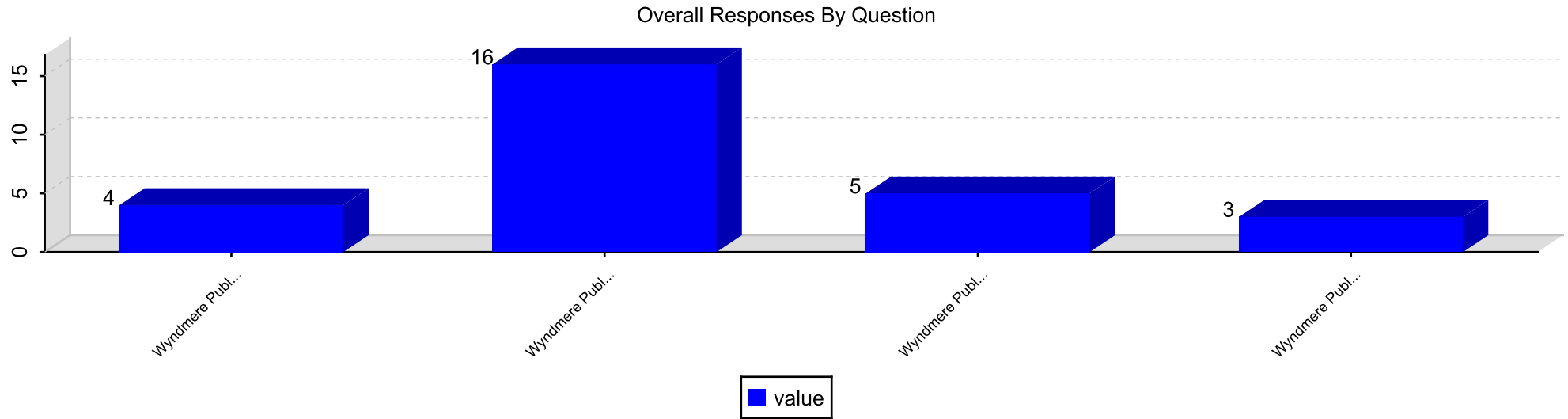
Section: Teaching and Assessing for Learning

Responses By Question

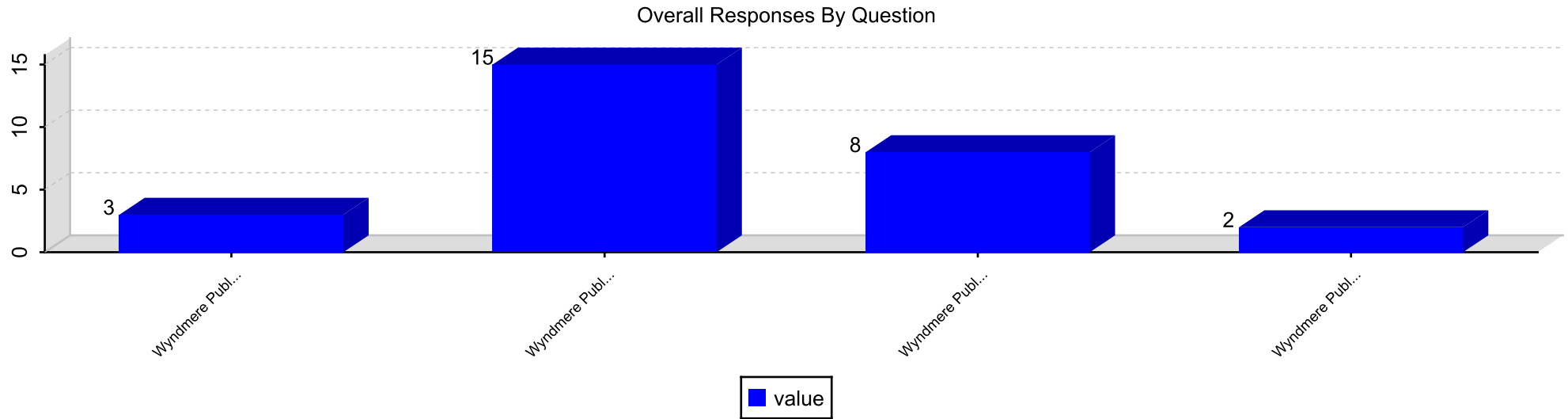
Question 16. All teachers in our school monitor and adjust curriculum, instruction, and assessment based on data from student assessments and examination of professional practice.



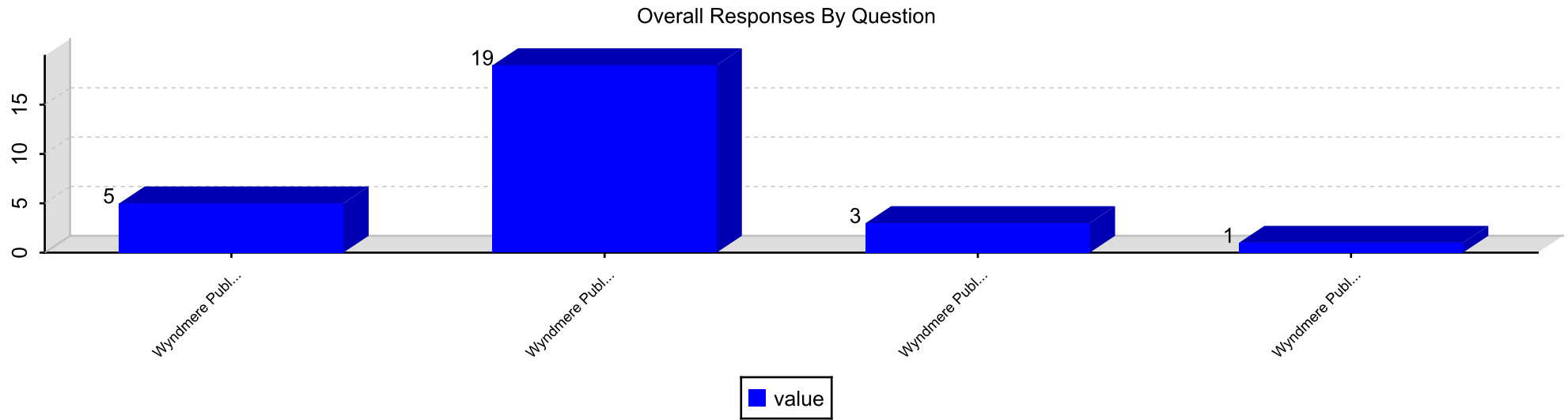
Question 17. All teachers in our school personalize instructional strategies and interventions to address individual learning needs of students.



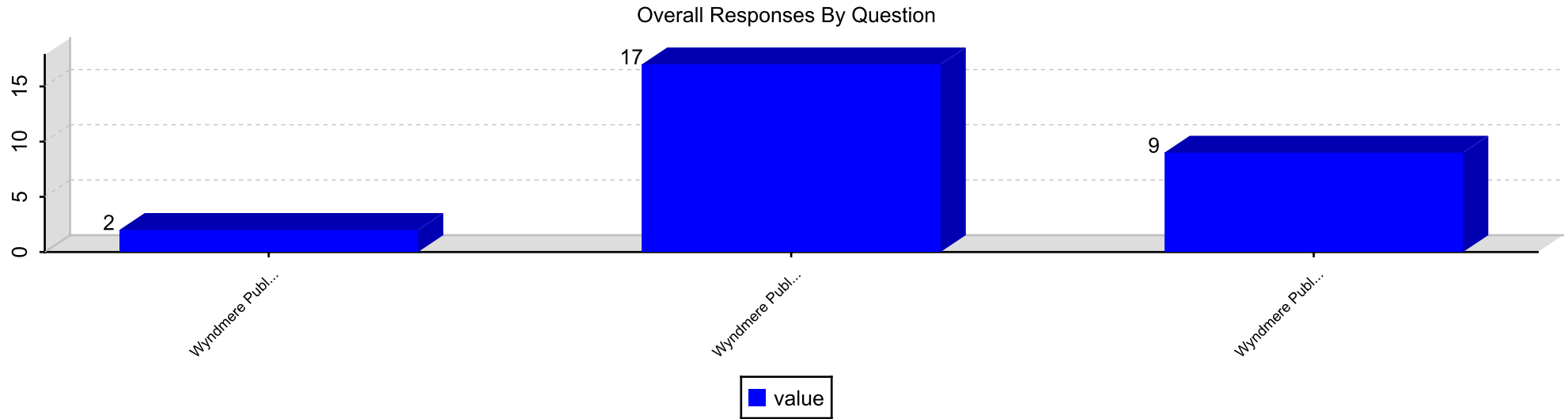
Question 18. All teachers in our school regularly use instructional strategies that require student collaboration, self-reflection, and development of critical thinking skills.



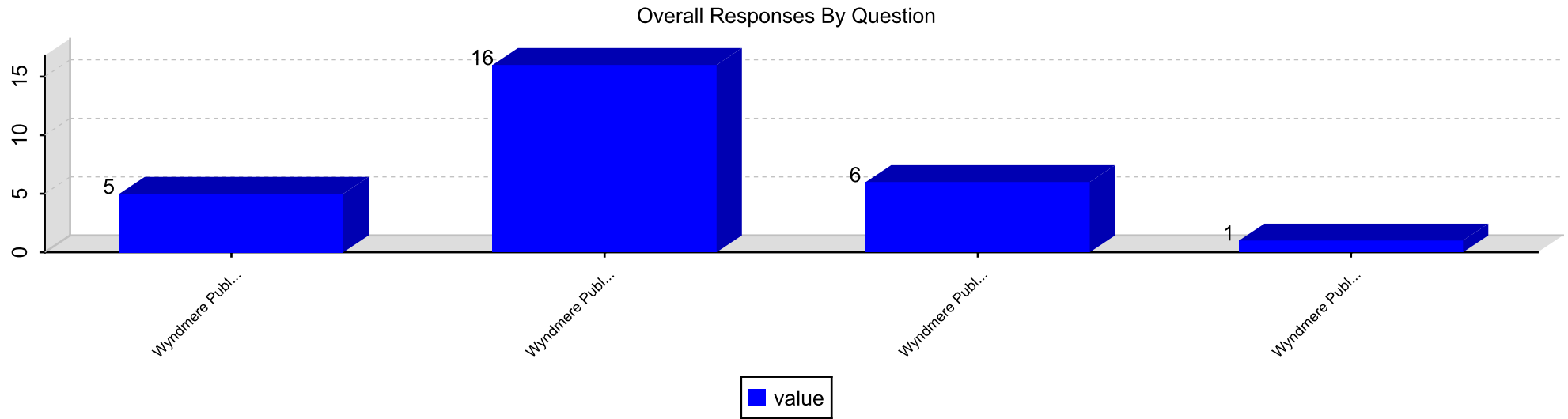
Question 19. All teachers in our school use a variety of technologies as instructional resources.



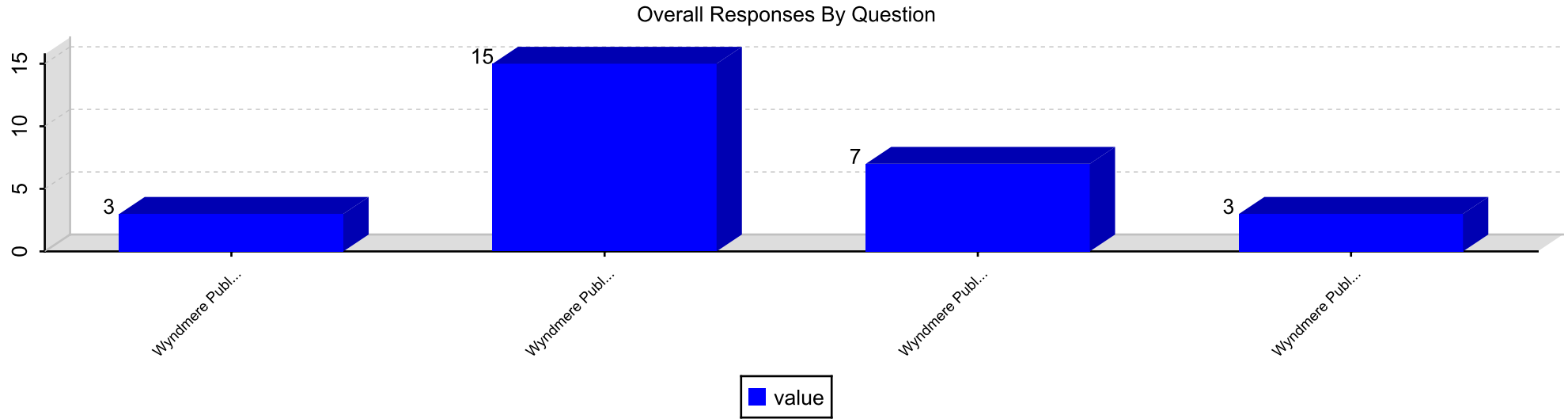
Question 20. All teachers in our school use a process to inform students of their learning expectations and standards of performance.



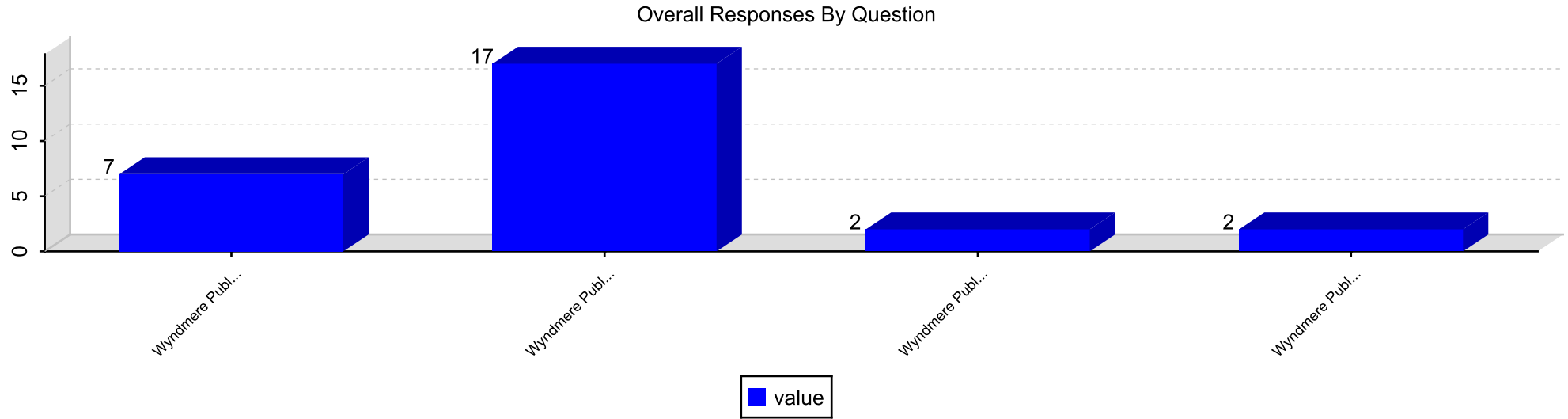
Question 21. All teachers in our school provide students with specific and timely feedback about their learning.



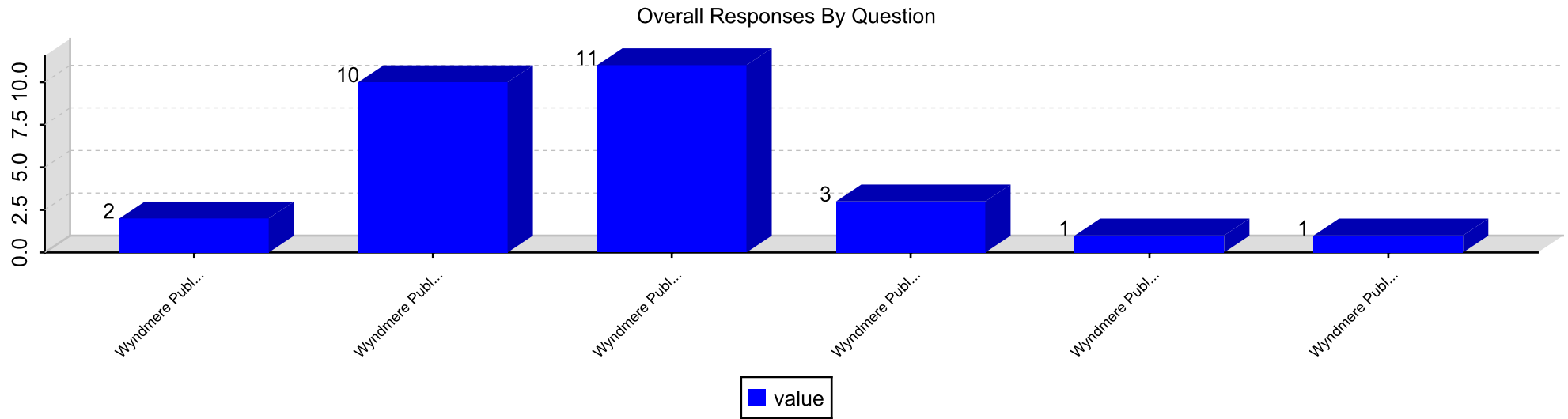
Question 22. All teachers in our school use multiple types of assessments to modify instruction and to revise the curriculum.



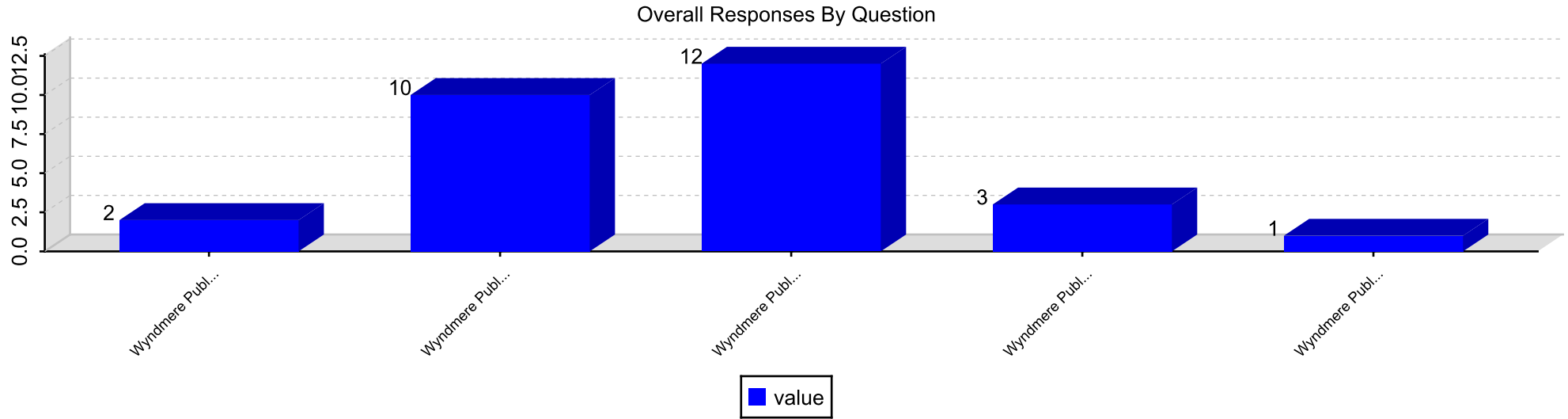
Question 23. All teachers in our school use consistent common grading and reporting policies across grade levels and courses based on clearly defined criteria.



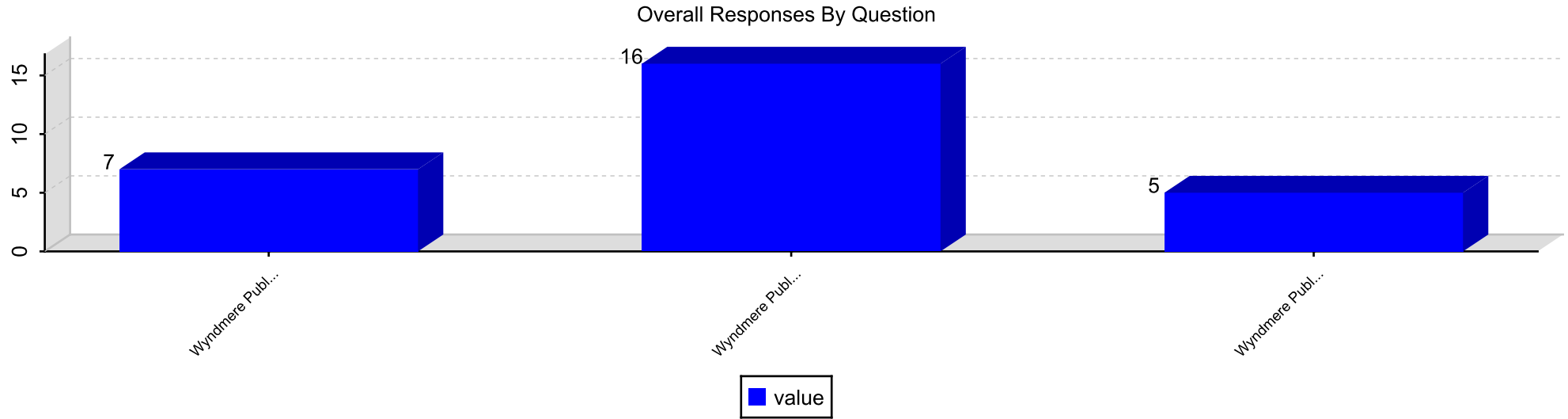
Question 24. All teachers in our school participate in collaborative learning communities that meet both informally and formally across grade levels and content areas.



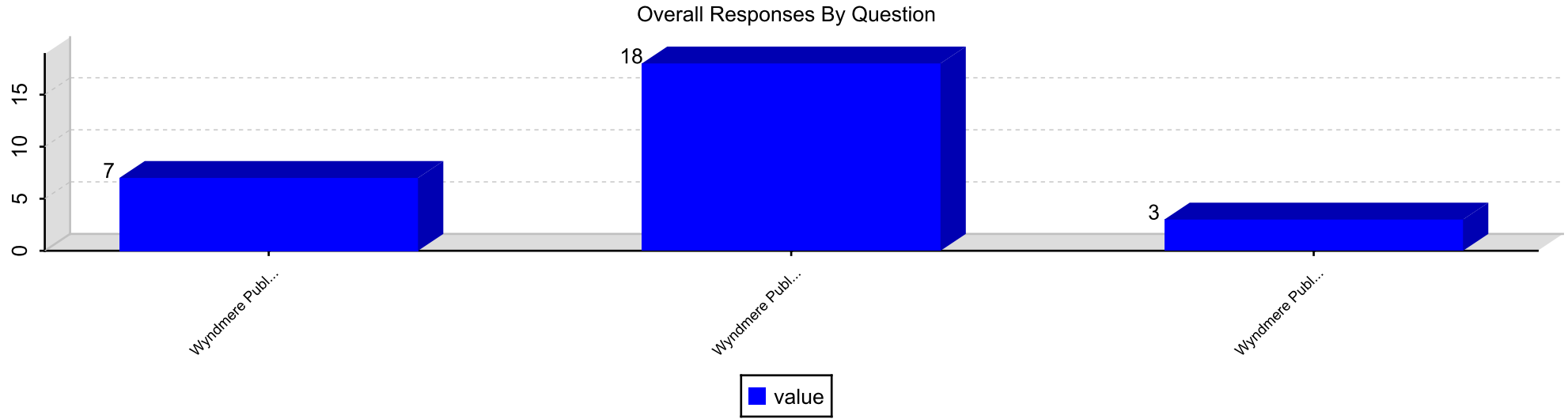
Question 25. All teachers in our school have been trained to implement a formal process that promotes discussion about student learning (e.g., action research, examination of student work, reflection, study teams, and peer coaching).



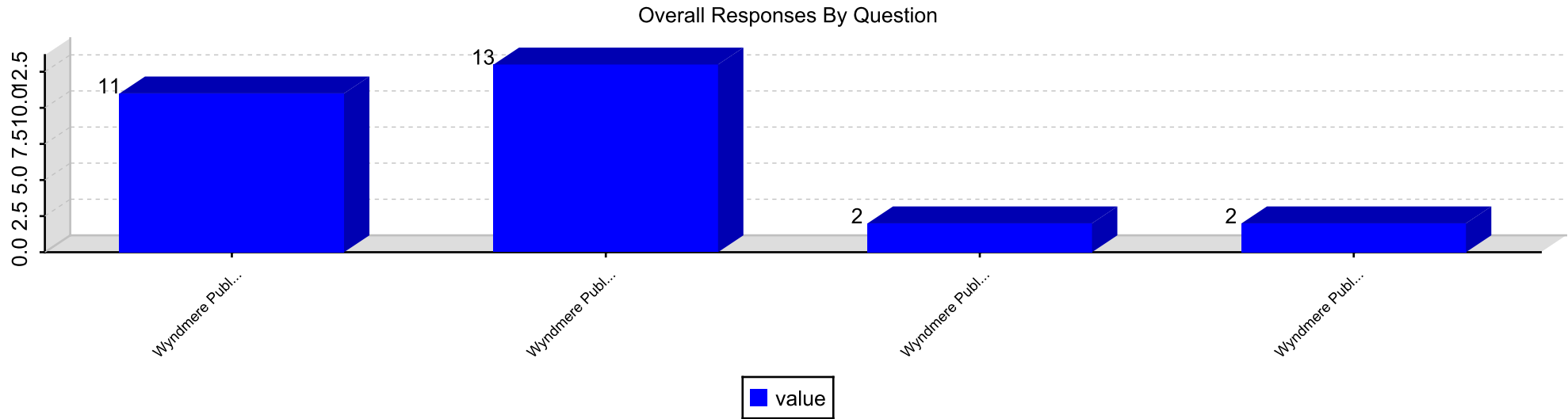
Question 26. In our school, challenging curriculum and learning experiences provide equity for all students in the development of learning, thinking, and life skills.



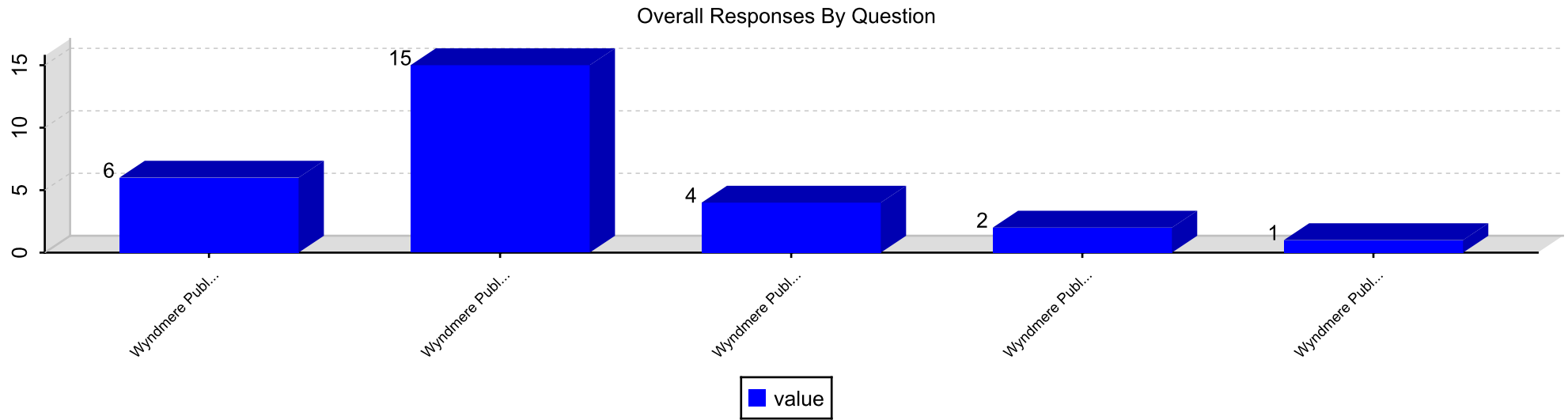
Question 27. In our school, related learning support services are provided for all students based on their needs.



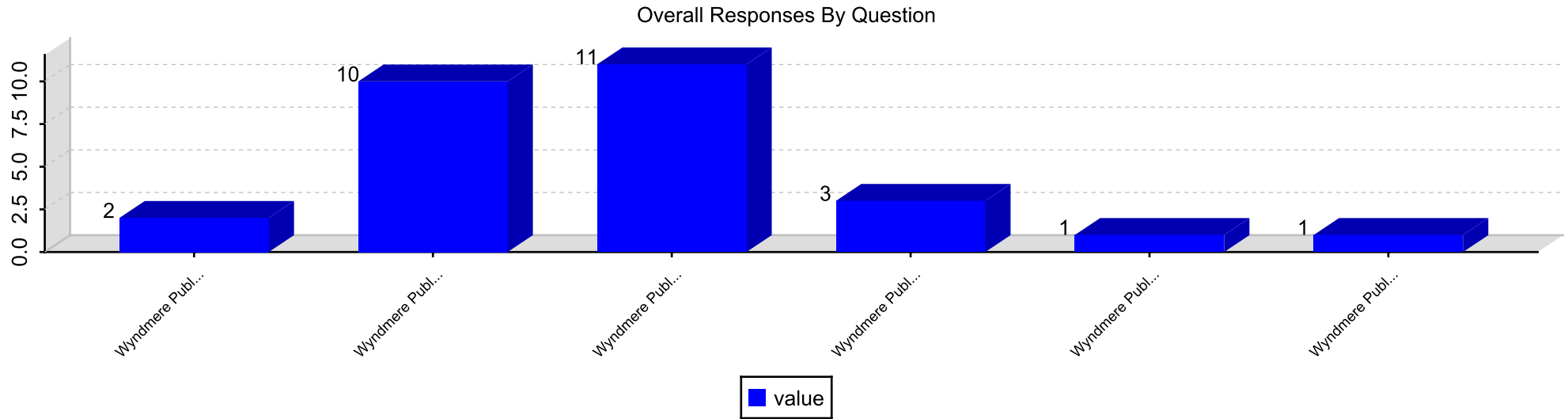
Question 28. In our school, a formal structure exists so that each student is well known by at least one adult advocate in the school who supports that student's educational experience.



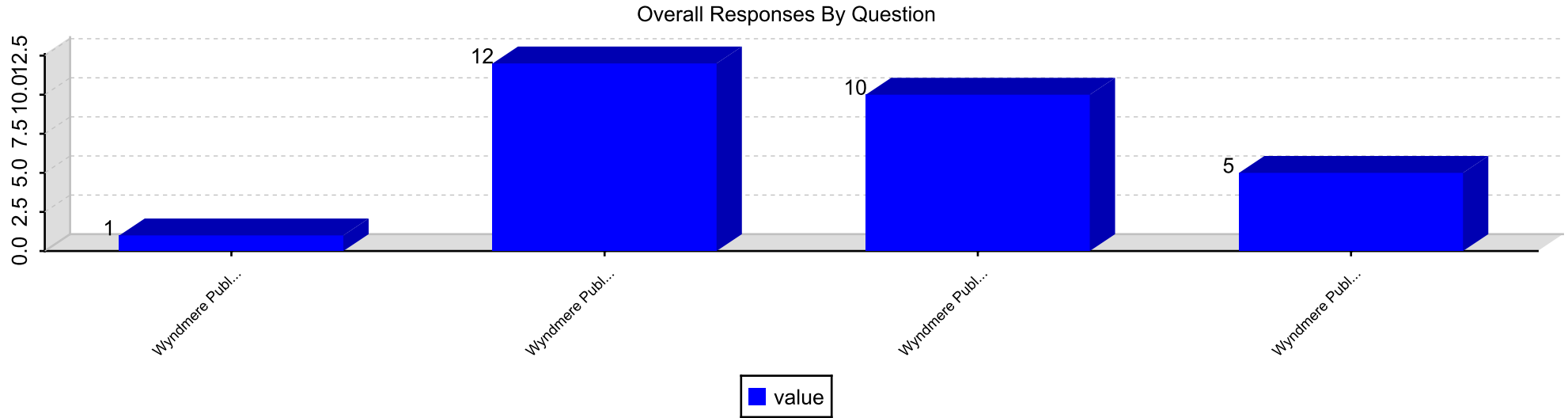
Question 29. In our school, all staff members use student data to address the unique learning needs of all students.



Question 30. In our school, staff members provide peer coaching to teachers.

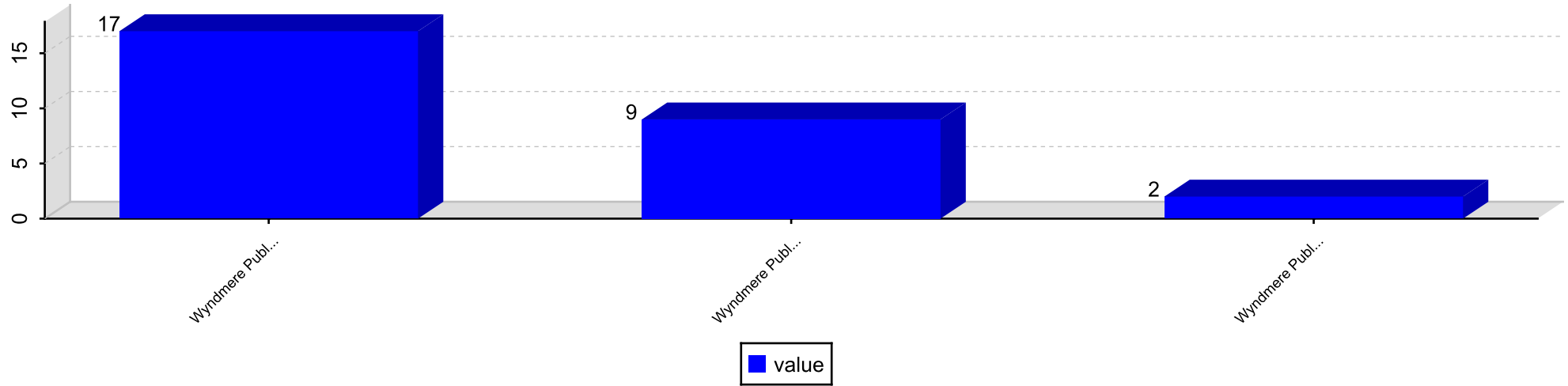


Question 31. In our school, a formal process is in place to support new staff members in their professional practice.



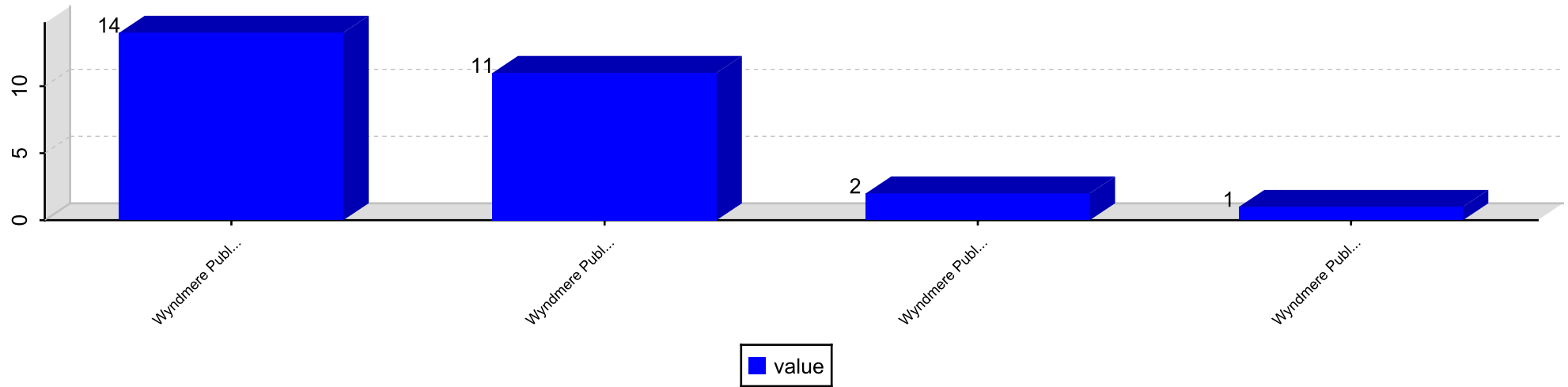
Question 32. In our school, all staff members participate in continuous professional learning based on identified needs of the school.

Overall Responses By Question

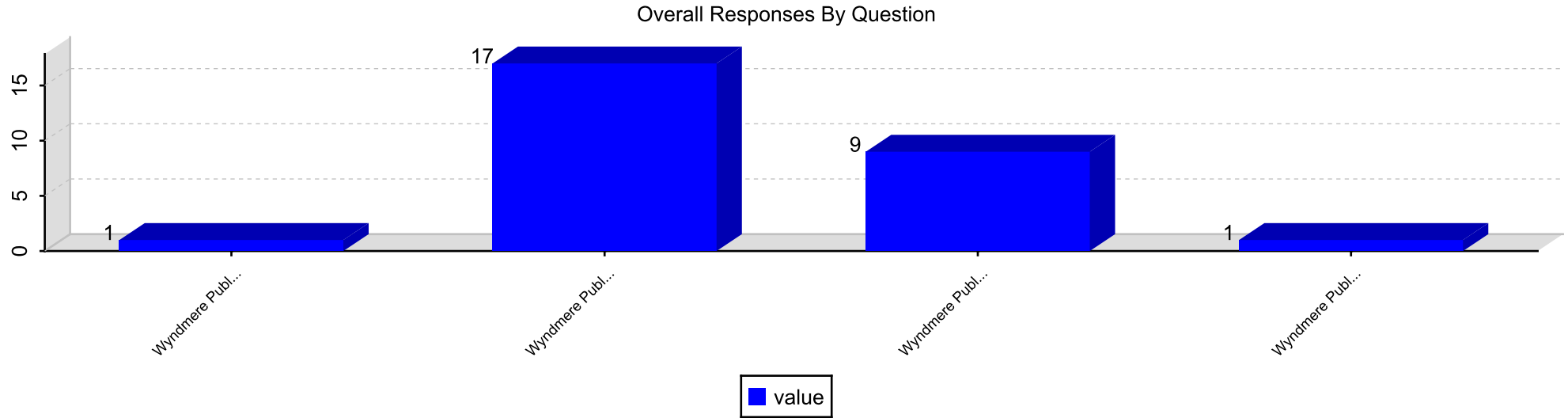


Question 33. In our school, a professional learning program is designed to build capacity among all professional and support staff members.

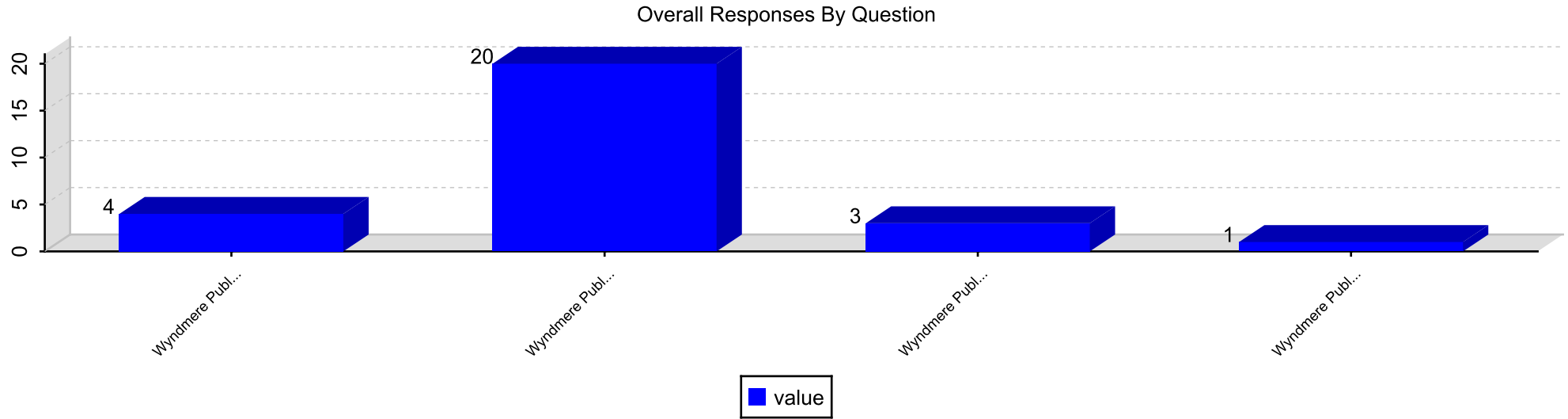
Overall Responses By Question



Question 34. In our school, all school personnel regularly engage families in their children's learning progress.



Question 35. In our school, all stakeholders are informed of policies, processes, and procedures related to grading and reporting.

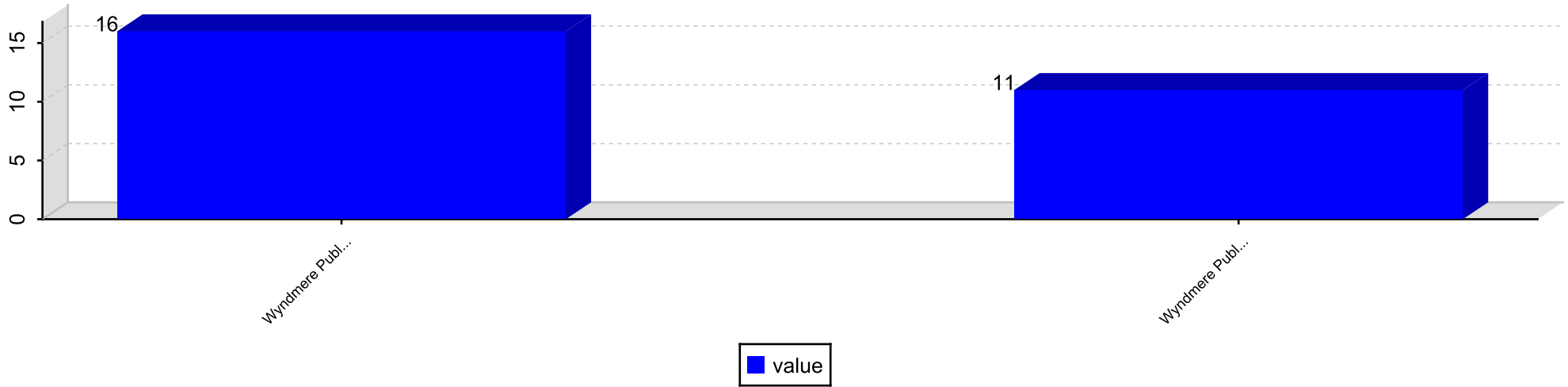


Section: Resources and Support Systems

Responses By Question

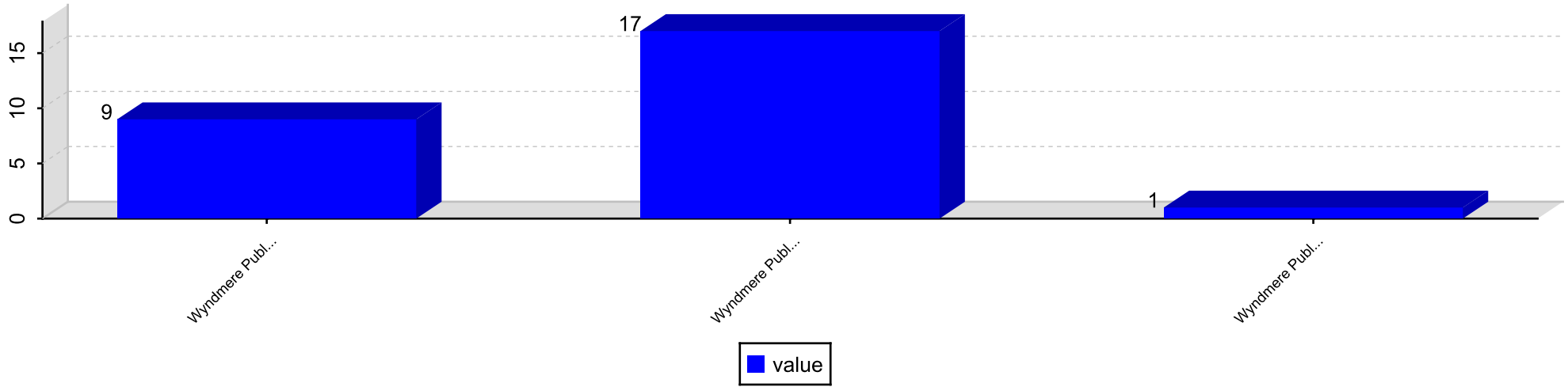
Question 36. Our school provides qualified staff members to support student learning.

Overall Responses By Question

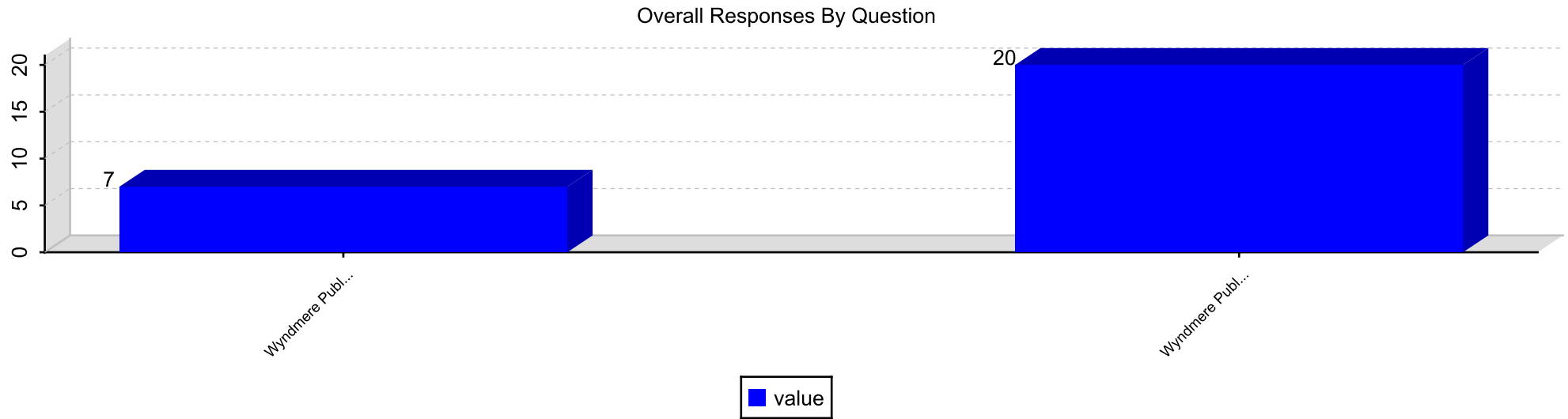


Question 37. Our school provides instructional time and resources to support our school's goals and priorities.

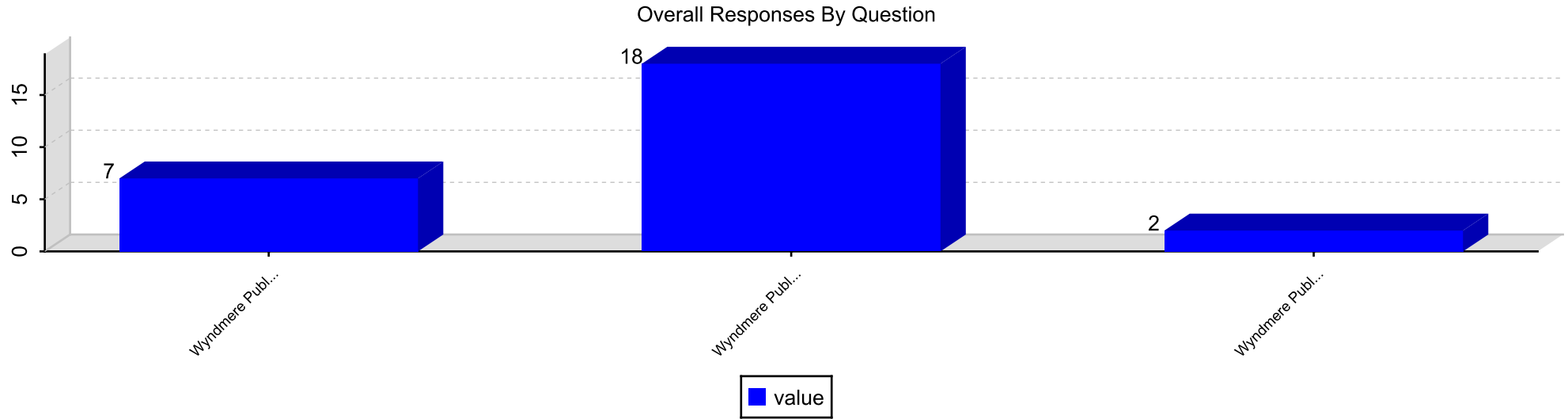
Overall Responses By Question



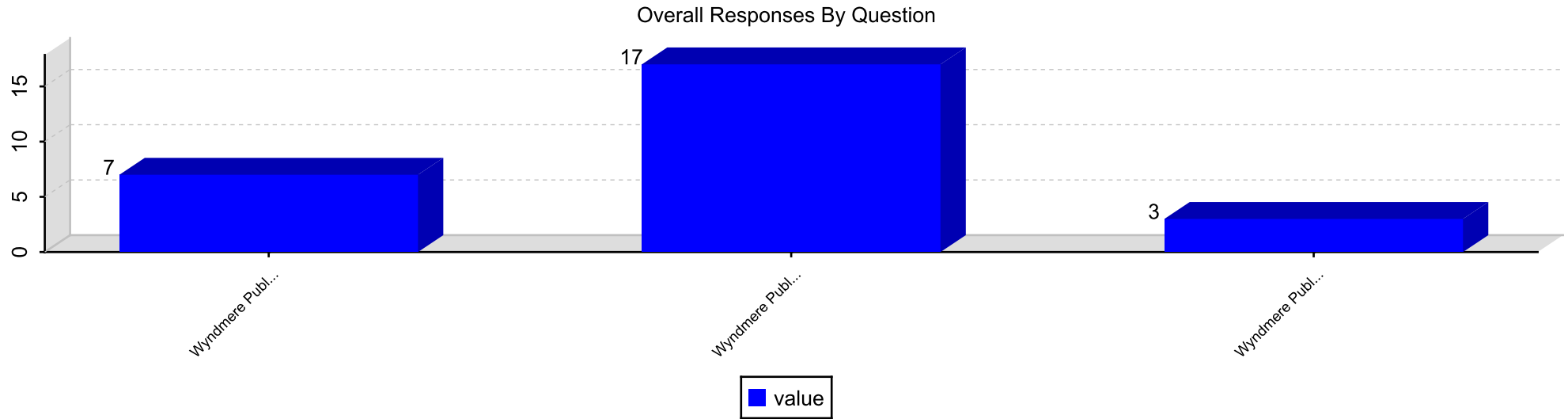
Question 38. Our school provides sufficient material resources to meet student needs.



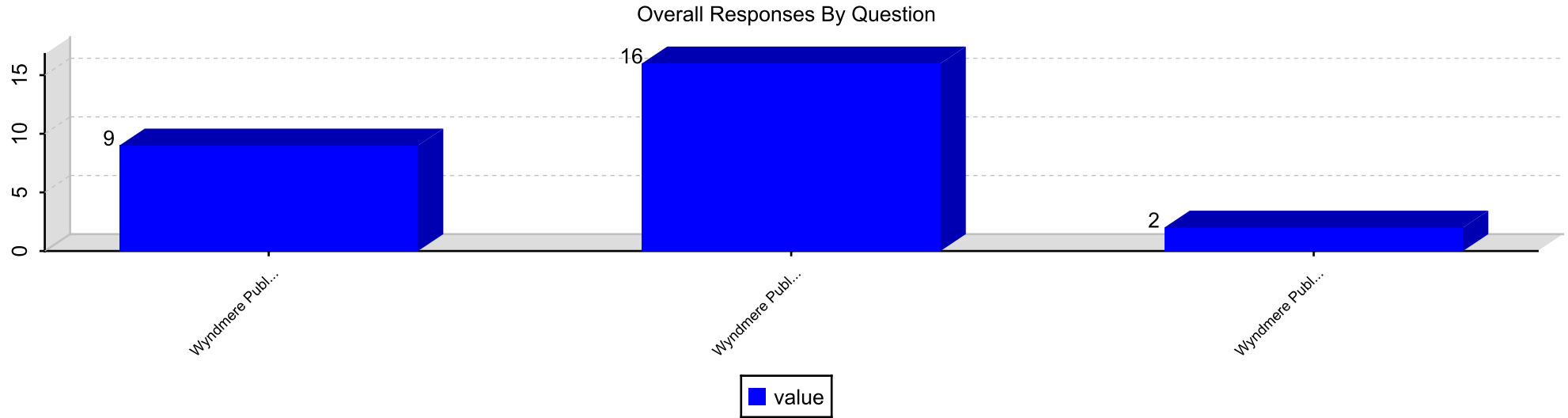
Question 39. Our school provides protected instructional time.



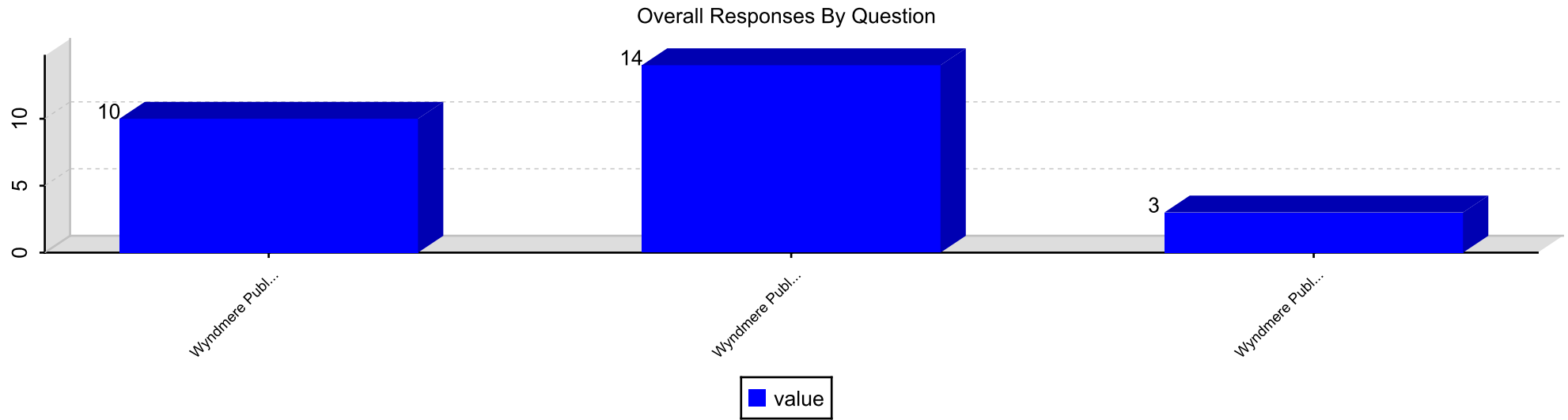
Question 40. Our school provides a variety of information resources to support student learning.



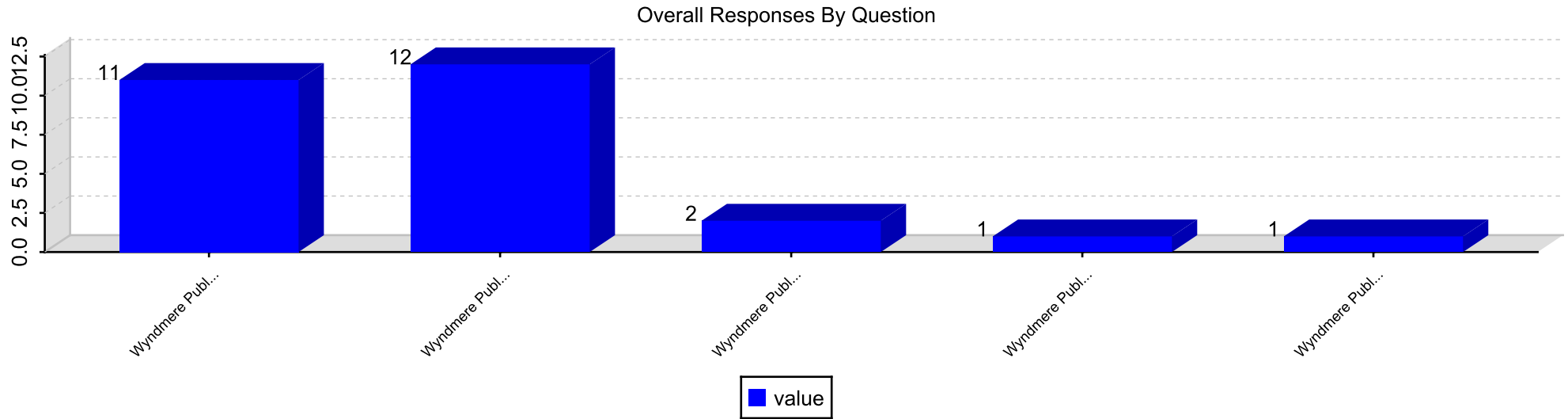
Question 41. Our school provides a plan for the acquisition and support of technology to support student learning.



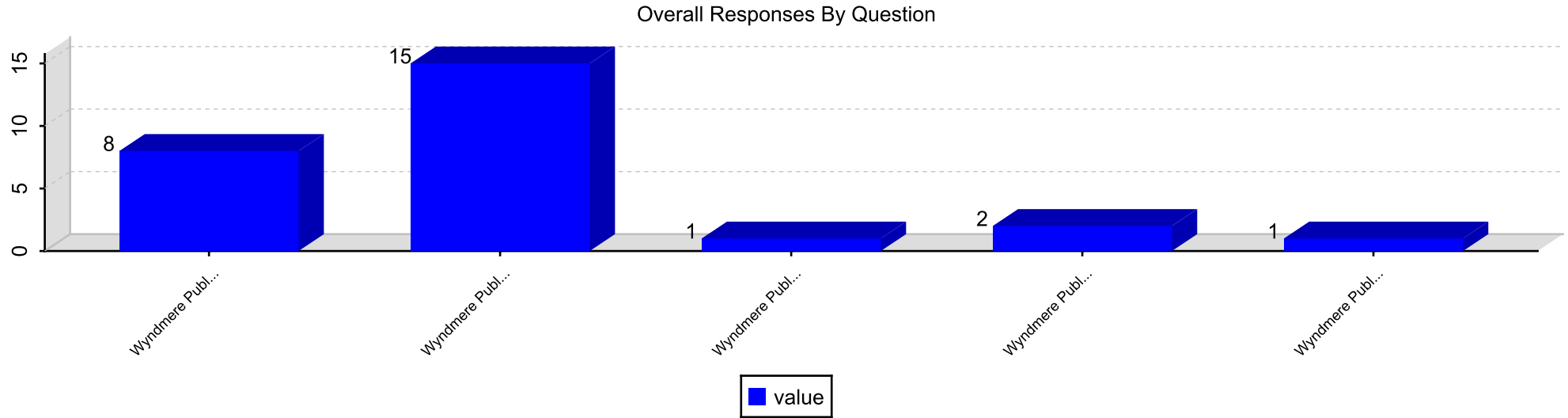
Question 42. Our school provides a plan for the acquisition and support of technology to support the school's operational needs.



Question 43. Our school provides high quality student support services (e.g., counseling, referrals, educational, and career planning).

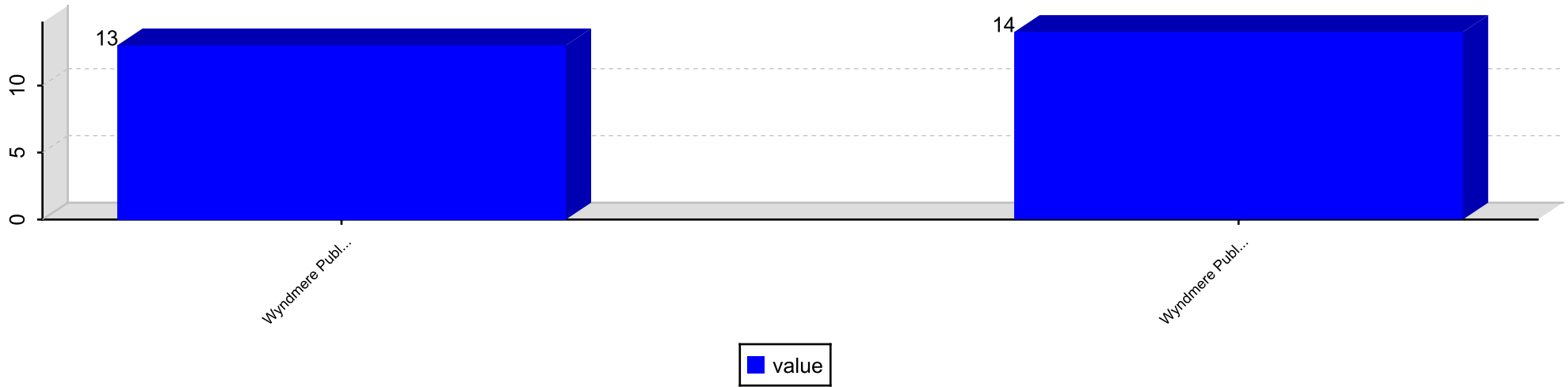


Question 44. Our school provides opportunities for students to participate in activities that interest them.



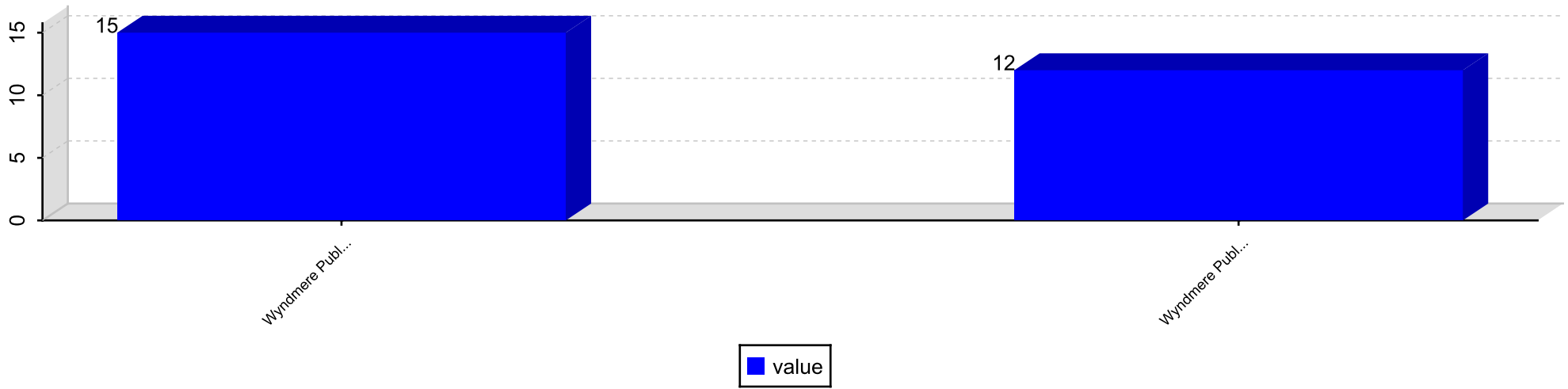
Question 45. Our school maintains facilities that support student learning.

Overall Responses By Question



Question 46. Our school maintains facilities that contribute to a safe environment.

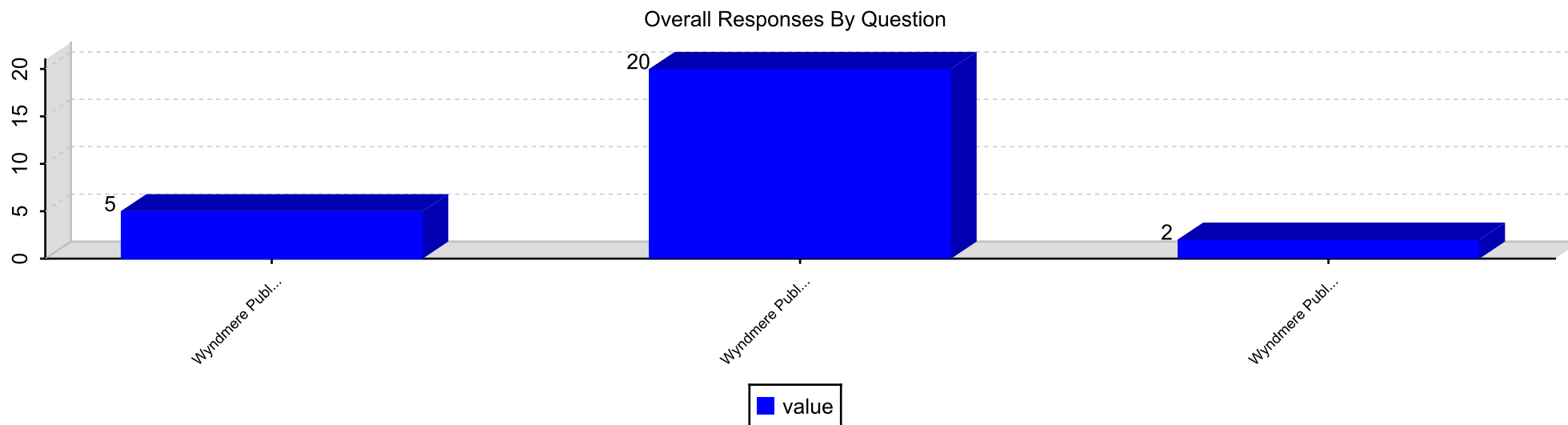
Overall Responses By Question



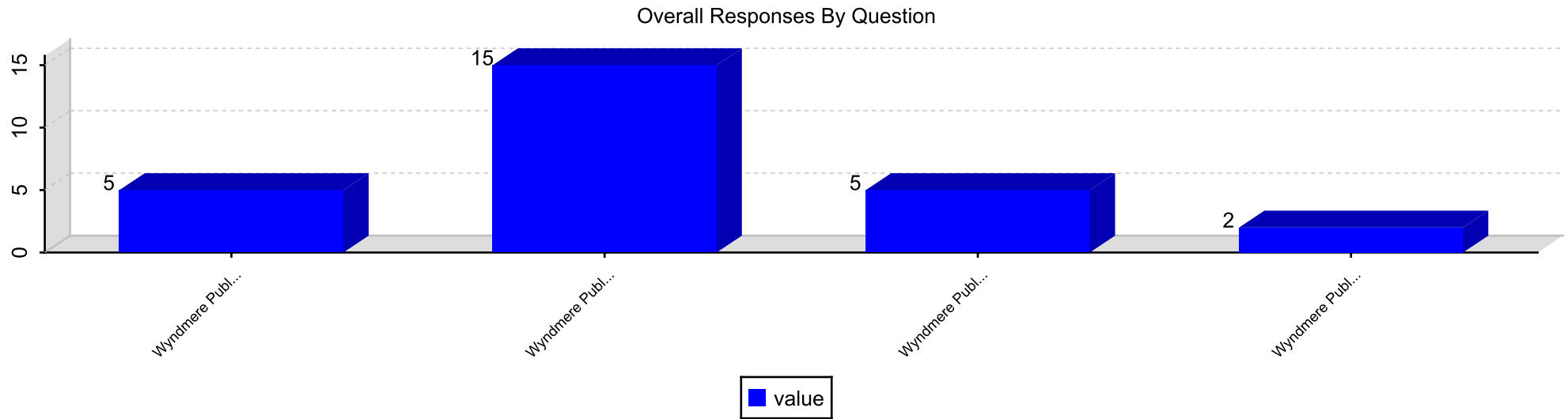
Section: Using Results for Continuous Improvement

Responses By Question

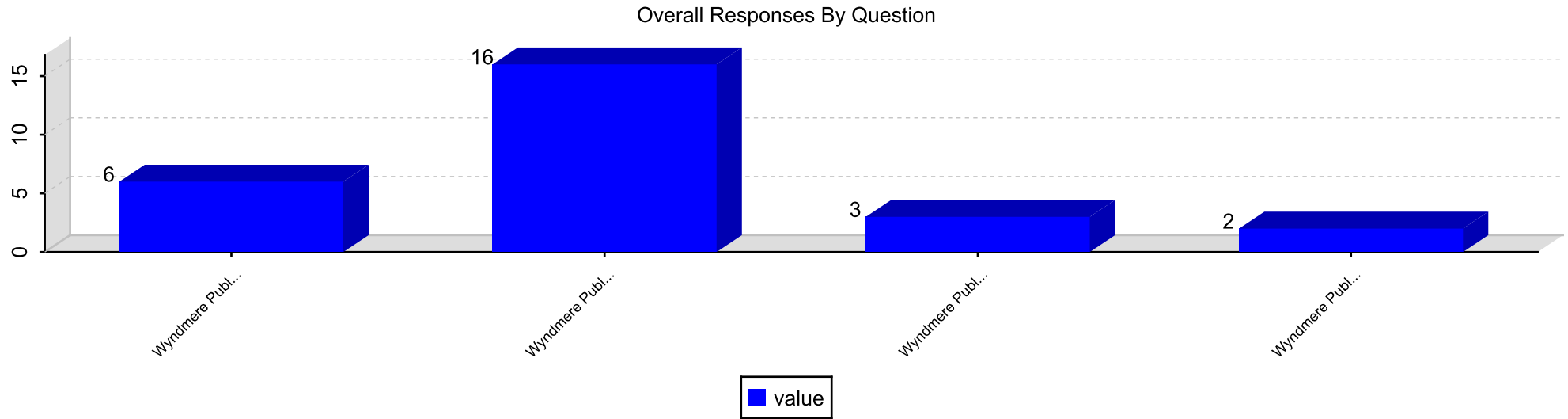
Question 47. Our school uses multiple assessment measures to determine student learning and school performance.



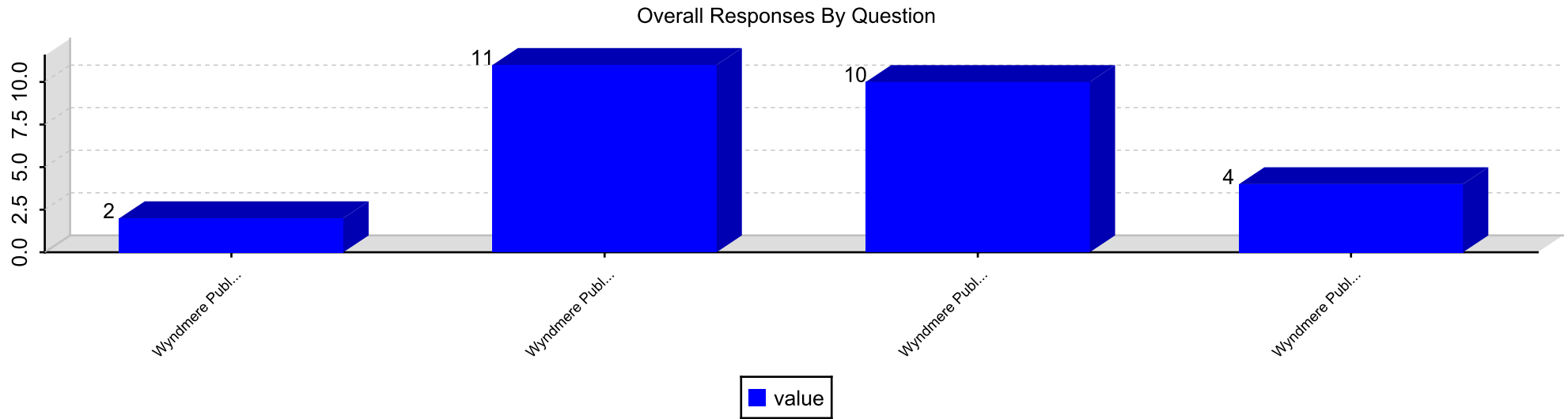
Question 48. Our school employs consistent assessment measures across classrooms and courses.



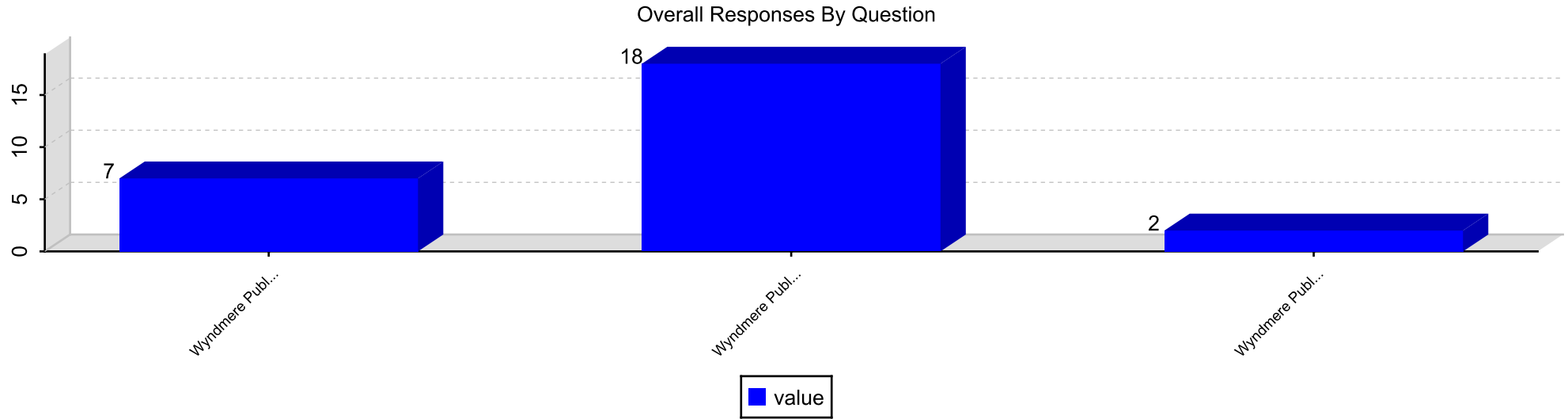
Question 49. Our school has a systematic process for collecting, analyzing, and using data.



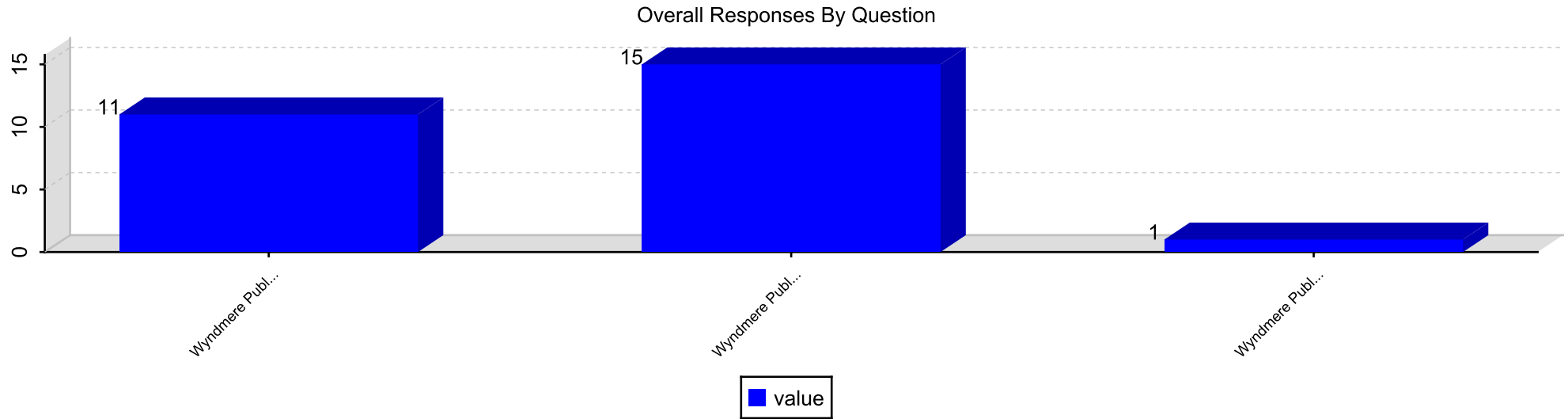
Question 50. Our school ensures all staff members are trained in the evaluation, interpretation, and use of data.



Question 51. Our school uses data to monitor student readiness and success at the next level.



Question 52. Our school leaders monitor data related to student achievement.



Question 53. Our school leaders monitor data related to school continuous improvement goals.

